

* State Totals include all Students from Alabama for Majors conferred to students from all counties including Workforce Development Region 4. See the full report at www.ache.alabama.gov/workforce. Source: Alabama Statewide Student Database.

Revised 11/08/2016

Major	Less than 1 year	Less than 2 years	Associate	Less than 4 years	Bachelor	Post-Bachelor	Master	Post-Master	Doctoral	WDR 4 Total	* State Totals
Registered Nursing/Registered Nurse.	603	460	1,577	0	3,806	6	1,315	76	350	8,193	36,815
General Studies.			408	302	173	1			1	884	3,784
Business Administration and Management, General.			5	216	158					379	1,558
Accounting, General.			185	85						272	941
Psychology, General.			194	196	4				11	211	788
Liberal Arts and Sciences/Liberal Studies.			8	8						202	734
Computer and Information Sciences, General.	28	35	42	46	10				1	162	726
Elementary Education and Teaching.			99	42	3				1	145	899
Secondary Education and Teaching.			42	90	1				2	135	455
Biology/Biological Sciences, General.			120	13						133	687
Social Work.			1	76	56					133	542
Grand Total	603	460	1,577	0	3,806	6	1,315	76	350	8,193	36,815

WORKFORCE DEVELOPMENT REGION 4



ALABAMA COMMISSION ON HIGHER EDUCATION
 SUMMER 2014 THRU SPRING 2015 COMPLETIONS OF STUDENTS
 FROM ALABAMA PUBLIC TWO-YEAR AND FOUR-YEAR INSTITUTIONS
 SORTED BY MAJOR

2014-2015 Completions - Top Ten Majors


Higher Education and Workforce Development

Workforce Development Region 4

Includes Blount, Chilton, Jefferson, Shelby, St. Clair, and Walker Counties
 (Based on Students' County of Origin)

Alabama Commission on Higher Education



www.ache.alabama.gov

100 North Union Street
 Suite 782
 Montgomery, AL 36104

Phone: 1-800-960-7773
 Local: 334-242-2276
 Fax: 334-242-0268

November 2016

Fall 2015 Undergraduate Enrollment - Top Ten Majors

ALABAMA COMMISSION ON HIGHER EDUCATION
FALL 2015 UNDERGRADUATE ENROLLMENT OF STUDENTS
ATTENDING ALABAMA PUBLIC TWO-YEAR AND FOUR-YEAR INSTITUTIONS
SORTED BY MAJOR

Workforce Development Region 4	# Undergrads	# First-Time Freshmen
Grand Total	36,801	6,867
Major		
General Studies.	7,813	2,080
Registered Nursing/Registered Nurse.	3,018	448
Undeclared/Not Reported	1,985	98
Business Administration and Management, General.	1,561	293
Liberal Arts and Sciences/Liberal Studies.	1,046	255
Biology/Biological Sciences, General.	926	202
Accounting.	889	71
Computer and Information Sciences, General.	858	150
Psychology, General.	838	124
Elementary Education and Teaching.	715	93

See this full report and other reports by counties, institutions and Workforce Regions at www.ache.alabama.gov/workforce.
Source: Alabama Statewide Student Database.

Fall 2015 Graduate Enrollment - Top Ten Majors

ALABAMA COMMISSION ON HIGHER EDUCATION
FALL 2015 GRADUATE ENROLLMENT OF STUDENTS
ATTENDING ALABAMA PUBLIC FOUR-YEAR INSTITUTIONS
SORTED BY MAJOR

Workforce Development Region 4	# Graduate Students
Grand Total	5,112
Major	
Registered Nursing/Registered Nurse.	590
Medicine.	394
Business Administration and Management, General.	332
Educational Leadership and Administration, General.	254
Secondary Education and Teaching.	239
Counselor Education/School Counseling and Guidance Services.	227
Dentistry.	133
Elementary Education and Teaching.	123
Optometry.	119
Accounting.	110
Social Work.	110

See this full report and other reports by counties, institutions and Workforce Regions at www.ache.alabama.gov/workforce.
Source: Alabama Statewide Student Database.