

ALABAMA COMMISSION ON HIGHER EDUCATION

REPORT ON FACILITIES MASTER PLAN

AND

CAPITAL PROJECTS REQUESTS

FY 2022 - 2026

FOR ALL PUBLIC  
HIGHER EDUCATION INSTITUTIONS

December 2020

## Table of Contents

Report on Facilities Master Plan and Capital Project Requests .....	1
Immediate Capital Projects by Category chart.....	4
Intermediate Capital Projects by Category chart.....	4
Long-Term Capital Projects by Category chart.....	5
Total Capital Projects by Category chart .....	5
Immediate Capital Projects by Projected Funding Source chart .....	6
Intermediate Capital Projects by Projected Funding Source chart .....	6
Long-Term Capital Projects by Projected Funding Source chart .....	7
Total Capital Projects by Projected Funding Source chart.....	7
Age of Buildings Table .....	8
Summary Tables .....	9
Summary Table Immediate Capital Projects by Type of Project .....	10
Summary Table Intermediate Capital Projects by Type of Project .....	11
Summary Table Long-Term Capital Projects by Type of Project .....	12
Summary Table Immediate Capital Projects by Projected Funding Source .....	13
Summary Table Intermediate Capital Projects by Projected Funding Source .....	14
Summary Table Long-Term Capital Projects by Projected Funding Source .....	15
Bond Issue Tables .....	16

## FACILITIES MASTER PLAN AND CAPITAL PROJECTS REQUESTS

Section 16-5-15 of the Code of Alabama requires all public institutions of higher education to submit to the Alabama Commission on Higher Education a facilities master plan. This plan is to include all capital project proposals and requires prioritizing of the capital improvement budget requests.

### Project Requests

All public two and four-year institutions submitted the Facilities Master Plan to the Alabama Commission on Higher Education in accordance with Section 16-5-15. The five years reported are broken into three time segments: Immediate, Intermediate, and Long-Term capital projects. Immediate projects are defined as those within the first year of the master planning cycle (FY 2021-2022). Intermediate projects are defined as those within the second year of the planning cycle (FY 2022-2023) while Long-Term projects fall into the last three years of the planning cycle (FY 2023-2024, 2024-2025, and 2025-2026). The projects are further divided into four separate project categories: New Construction/Acquisition; Renovation and Remodeling; Major Capital Equipment; and Deferred Maintenance/Facilities Renewal. The charts immediately following this section show the percentage of Immediate, Intermediate, Long-Term, and Total projects broken into the project categories and into the projected funding sources.

### Immediate Capital Projects

Table 1 summarizes the Immediate (Year 1) capital projects proposed by the institutions. As detailed on Table 1, \$1,369,661,682 was requested in Immediate capital projects, 37.62% (\$515,203,176) of which entail requests for funds from the Education Trust Fund (ETF) (Table 4). An additional 24.47% (\$335,199,365) of funds were projected to come from other State-related sources such as bond issues or the ETF Advancement and Technology Fund. Institutions also use funds they have raised in capital campaigns and federal and local funds, along with other sources to fund proposed capital projects.

Approximately 47.27% of all funds requested for Immediate capital projects are going for Renovation/Major Remodeling and Deferred Maintenance/Facilities Renewal Projects. An additional 1% of the funds requested are for Major Capital Equipment. Many of the projects in this category would also qualify in the Deferred Maintenance/Facilities Renewal column. As can be seen by this, forty-eight percent (48%) of all funds requested for Immediate Capital projects would go toward projects for the maintenance, alteration, and repair of existing facilities.

## Intermediate and Long-Term Projects

Table 2 provides a summary of the Intermediate (Year 2) Capital Projects Requests. The Intermediate Projects amount to \$909,327,303. Table 5 shows that 63.4% of these projects are projected to be funded with either ETF or other State-related funds. Fifty-six percent (55.99%) of the requested funds for these projects fall in categories other than New Construction/Acquisition. Funding sources for the Long-Term projects are often just estimates at this point, but currently, as shown on Table 6, fifty percent (50.72%) of the funding is anticipated to come from the ETF or other State-related fund. Forty-five percent, of all of the Long-Term projects fall into categories other than New Construction/Acquisition.

### Summary

In summary, 48% of all capital projects requests are maintenance, alterations, or repairs of existing facilities or equipment. Over half (56.2%) or about \$2.8 billion, of all of the funds requested for the projects listed on the Facilities Master Plans were projected to come from either ETF or other State-related funds. A total of almost \$5 billion is projected as being needed to cover the capital projects requests of the four and two-year institutions over the next five years.

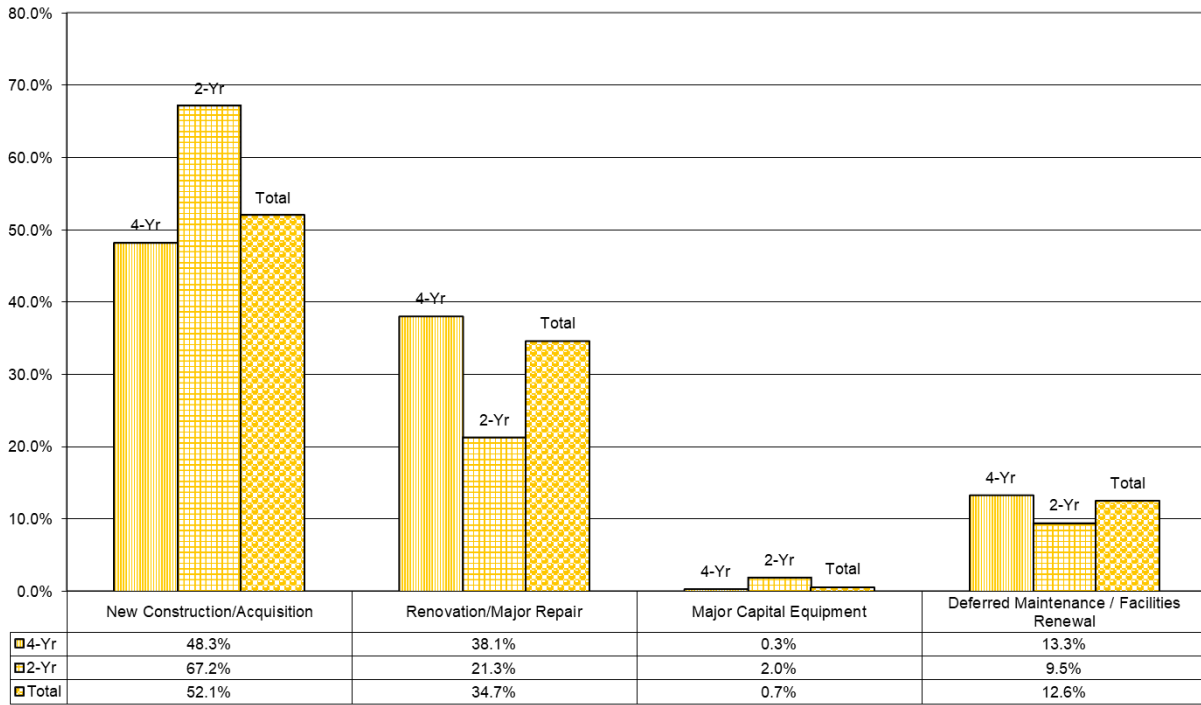
### Bond Issues

The State of Alabama does not provide regular funding for capital projects for education; this is true for K-12 as well as Postsecondary Education. General Obligation bond issues are occasionally issued by the State, of which Higher Education usually receives a portion. During the 2020 Regular Legislative Session such a bond issue was passed for \$1.25 billion. Of this amount the Universities are to receive almost \$218 million and the two-year colleges \$120 million. The Education Trust Fund (ETF) Advancement and Technology Fund also is now becoming a regular source of funds for capital projects for both sectors. However, as these two funding sources are not a constant source of funding, in order to pay for capital projects, the institutions must find funds from other sources. One of these sources is bonds. The institutions in Alabama are allowed to float their own bond issues. The four- and two-year institutions currently have approximately \$4.4 billion in bonds outstanding, as shown on Table 7. As with all debt, these funds must be paid back and the institutions paid approximately \$622 million in debt service in the last fiscal year to pay these bonds off. The source of revenue to pay these bonds is usually through tuition or fees that the students pay.

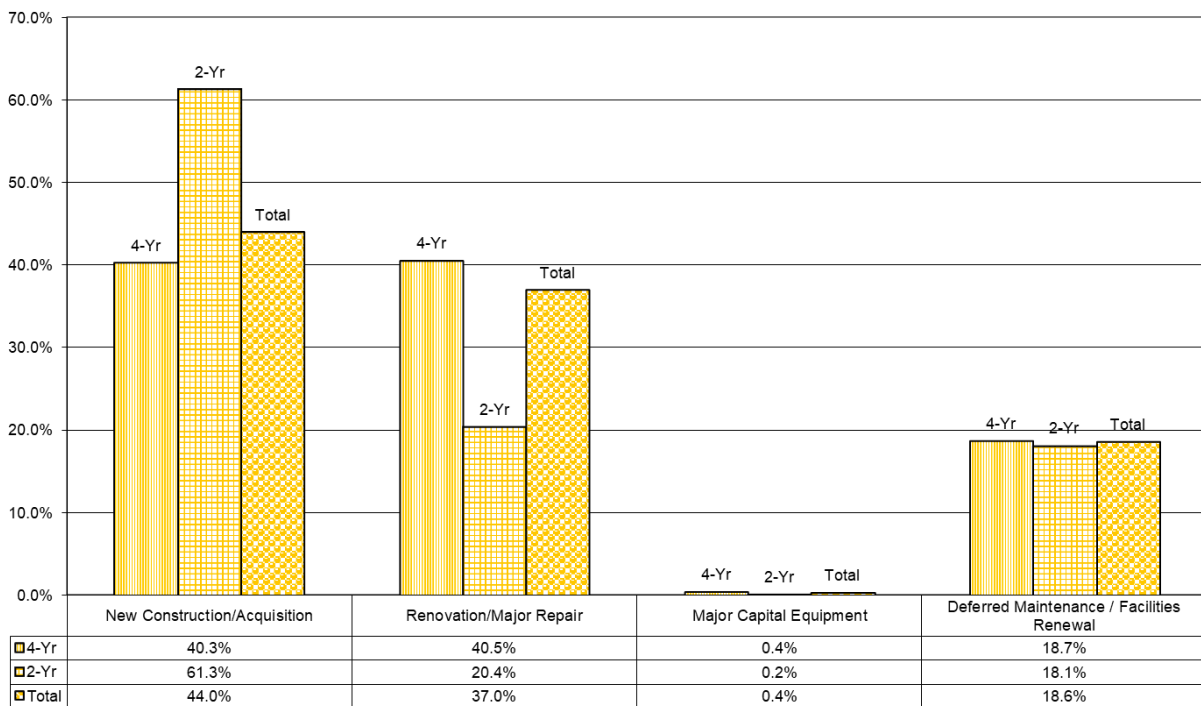
### Age of Buildings

Many readers may be struck by the magnitude of the estimated five-year capital needs and the amount of debt being incurred by the institutions for bond issues. Much of the need reflected in these requests is the inevitable outcome of decades of inadequate and inconsistent attention to capital needs in appropriations for Alabama's Public Colleges and Universities. According to the Fall 2020 Facilities Inventory Report, almost forty percent of the buildings being used by the public colleges and universities in Alabama were built between 1960 and 1989. The newest of these buildings have thirty years of use and the oldest are nearing 60 years of age, beyond the "useful life" of major building components. Add to this group the 13% of our buildings built prior to 1960 and there should be no surprise at significant requests for capital funds to deal with repairs and replacements.

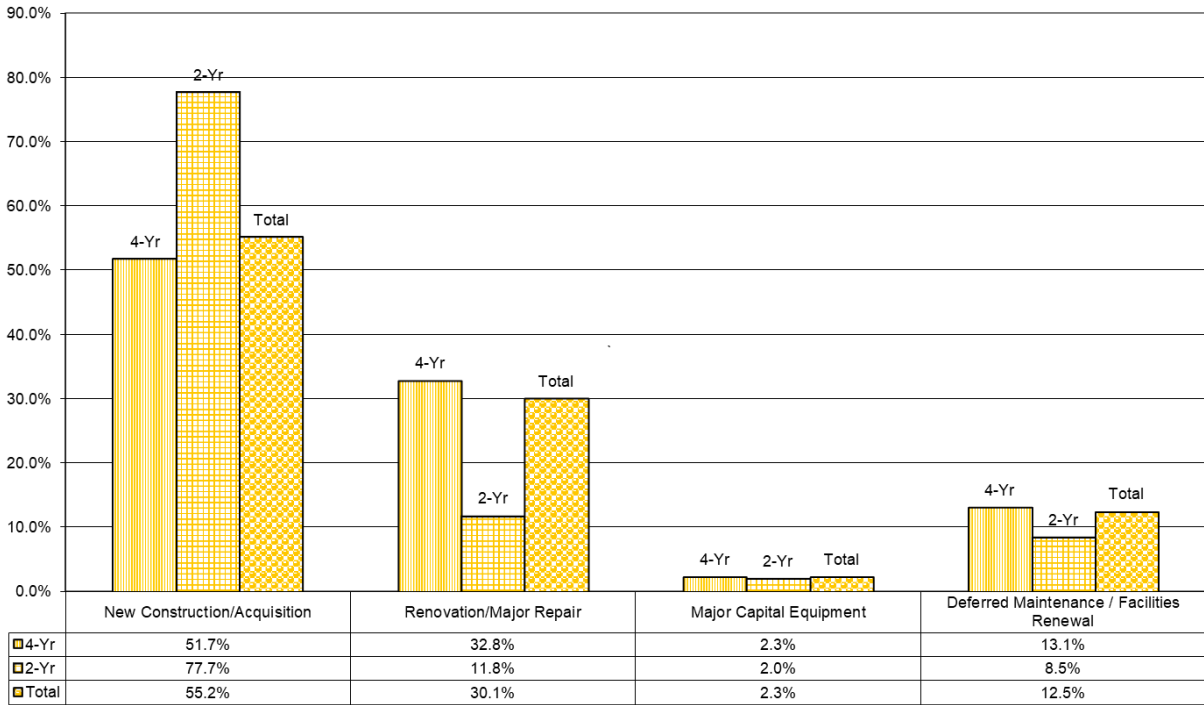
**Immediate Capital Requirements Projects by Category - FY 2021-2022**



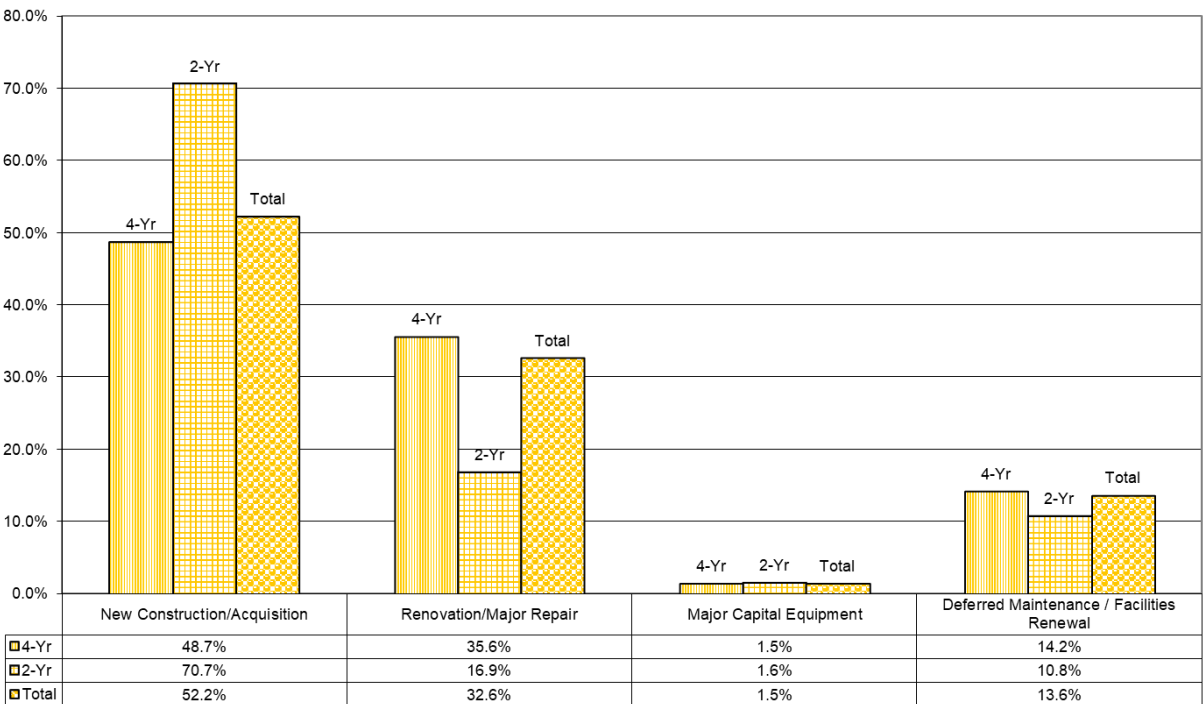
**Intermediate Capital Requirements Projects by Category - FY 2022-2023**



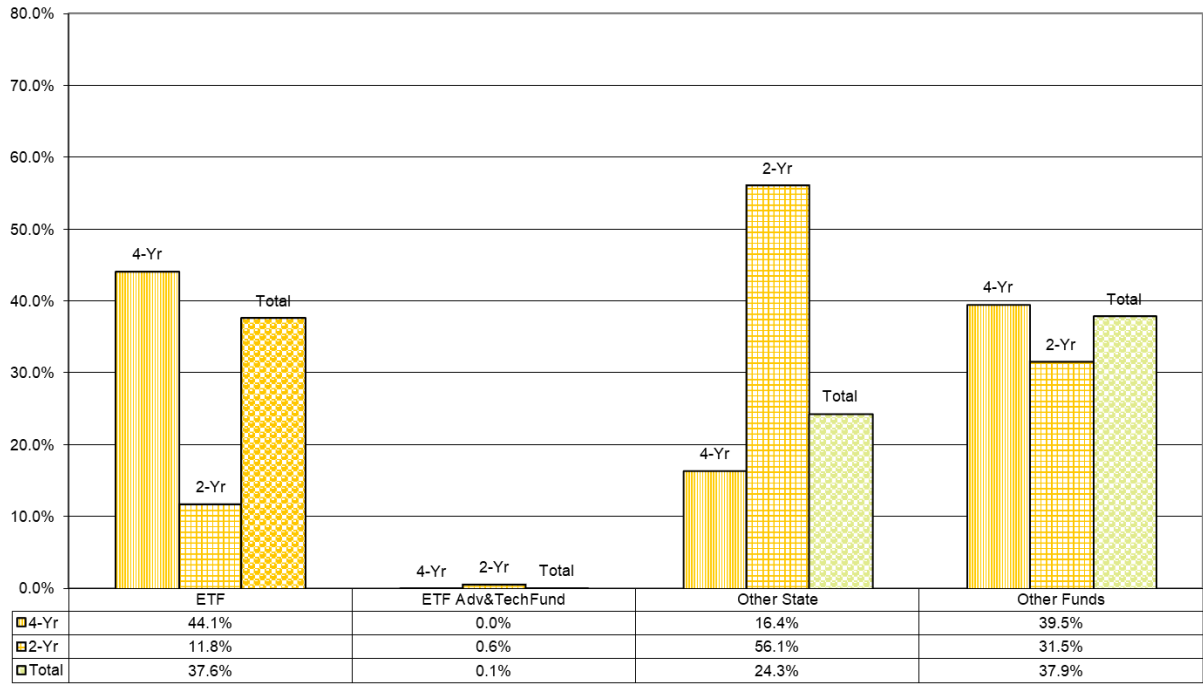
Long-Term Capital Requirements Projects by Category FY 2023-2024 - 2025-2026



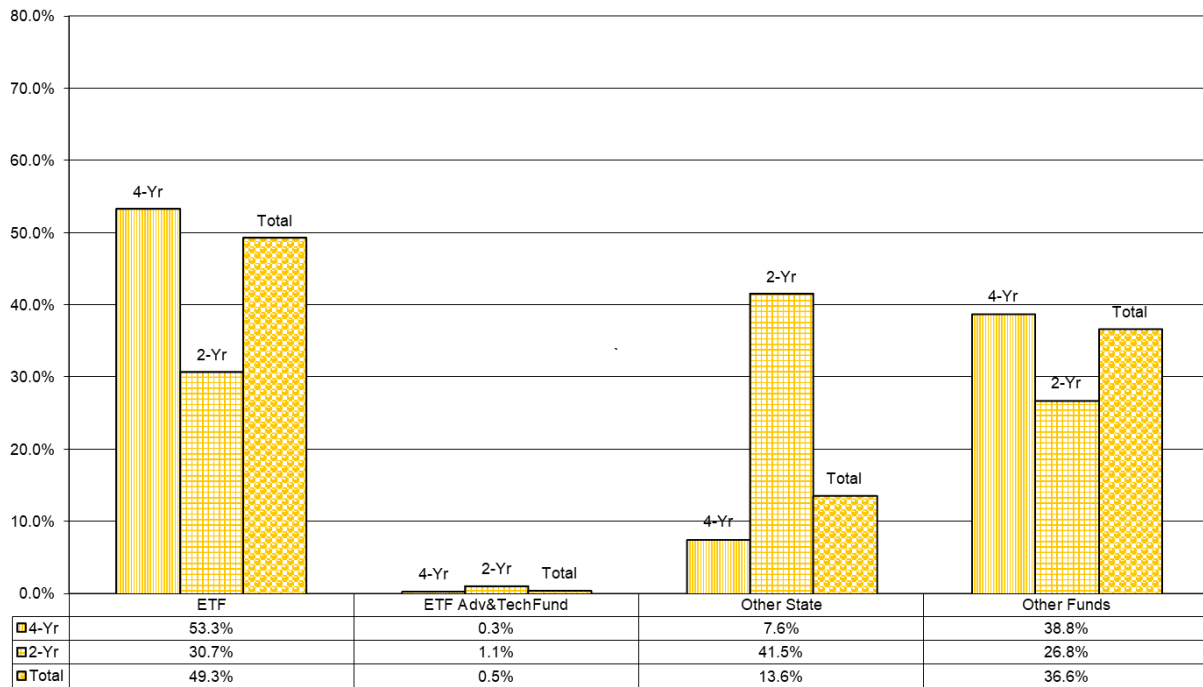
Total Capital Requirements Projects by Category FY 2021-2022 - 2025-2026



**Immediate Capital Requirements Projects by Projected Funding Source - FY 2021-2022**

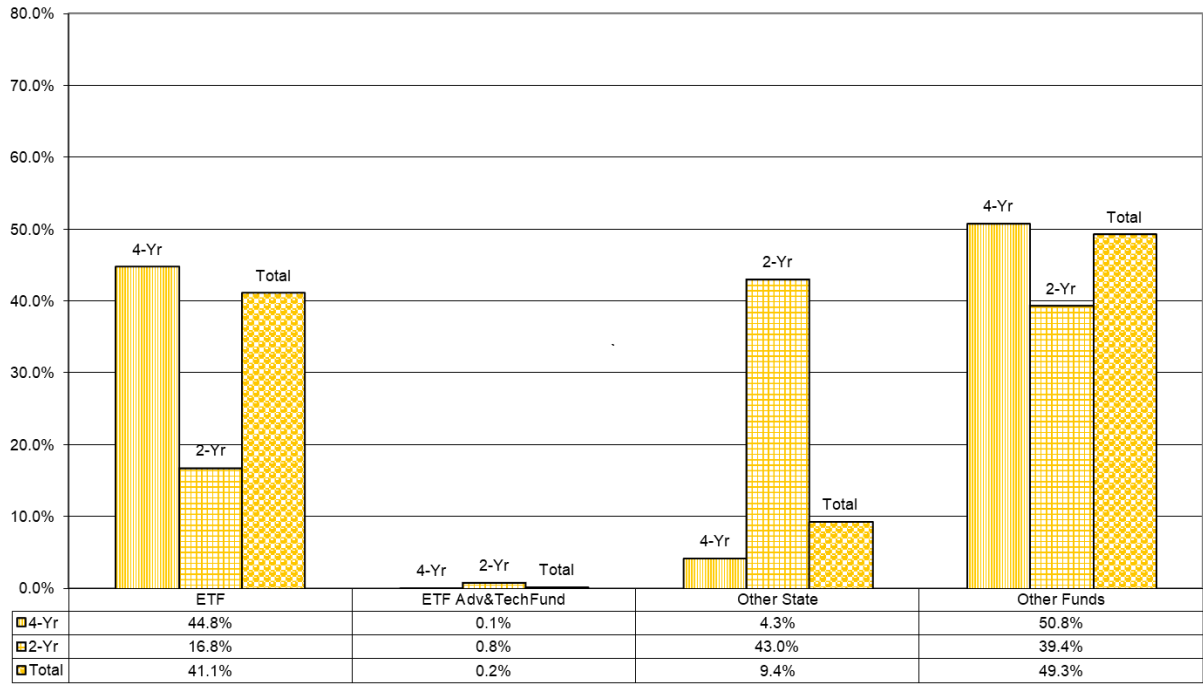


**Intermediate Capital Requirements by Projected Funding Source - FY 2022-2023**

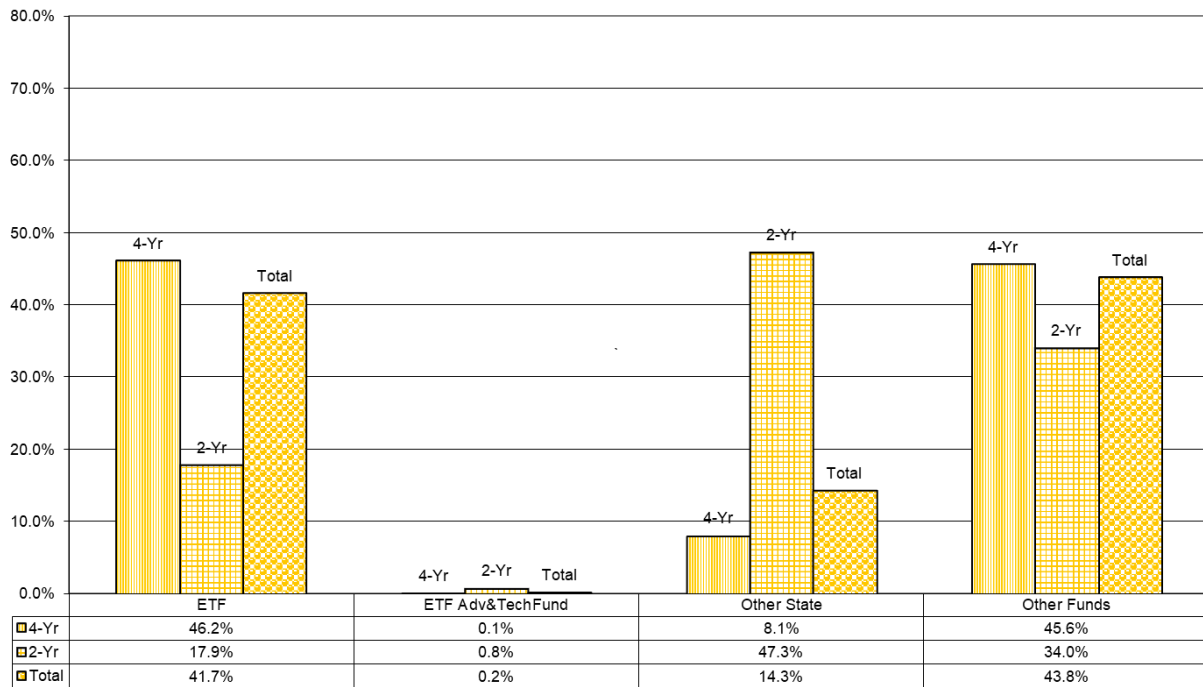




**Long-Term Capital Requirements by Projected Funding Source FY 2023-2024 - 2025-2026**



**Total Capital Requirements by Projected Funding Sources FY 2021-2022 - 2025-2026**



Physical Plant By Year of Construction  
Alabama Public Colleges and Universities  
1810-2020  
Gross Square Feet (GSF)

Decade	Total University			Total Two-Year			Total Dauphin Island Sealab/MESC			Total All		
	Total GSF	Percent of Total	Cumulative Percent	Total GSF	Percent of Total	Cumulative Percent	Total GSF	Percent of Total	Cumulative Percent	Total GSF	Percent of Total	Cumulative Percent
Unknown	699,508	0.939%		28,281	0.210%					727,789	0.826%	
1810-1819	918	0.001%	0.940%	2,948	0.022%	0.232%				3,866	0.004%	0.830%
1820-1829	24,244	0.033%	0.973%	—	—	—				24,244	0.028%	0.858%
1830-1839	18,203	0.024%	0.997%	720	0.005%	0.237%				18,923	0.021%	0.879%
1840-1849	86,340	0.116%	1.113%	—	—	—				86,340	0.098%	0.977%
1850-1859	57,345	0.077%	1.190%	30,514	0.226%	0.463%				87,859	0.100%	1.077%
1860-1869	66,400	0.089%	1.280%	—	—	—				66,400	0.075%	1.152%
1870-1879	—	—	—	—	—	—				0	0.000%	1.152%
1880-1889	157,011	0.211%	1.490%	—	—	—				157,011	0.178%	1.331%
1890-1899	112,269	0.151%	1.641%	—	—	—				112,269	0.127%	1.458%
1900-1909	322,600	0.433%	2.074%	3,530	0.026%	0.489%				326,130	0.370%	1.828%
1910-1919	419,944	0.564%	2.638%	7,442	0.055%	0.545%				427,386	0.485%	2.313%
1920-1929	2,778,910	3.731%	6.369%	198,965	1.475%	2.020%				2,977,875	3.379%	5.692%
1930-1939	2,762,973	3.710%	10.079%	90,326	0.670%	2.690%				2,853,299	3.238%	8.930%
1940-1949	1,355,663	1.820%	11.899%	172,884	1.282%	3.971%	8,344	5.382%	5.382%	1,536,891	1.744%	10.674%
1950-1959	1,989,426	2.671%	14.570%	333,056	2.470%	6.441%	82,948	53.502%	58.884%	2,405,430	2.730%	13.404%
1960-1969	9,742,756	13.081%	27.652%	3,412,951	25.306%	31.747%	—	—	—	13,155,707	14.929%	28.334%
1970-1979	9,427,449	12.658%	40.310%	2,497,221	18.516%	50.264%	—	—	—	11,924,670	13.532%	41.866%
1980-1989	7,404,094	9.941%	50.251%	1,182,137	8.765%	59.029%	5,616	3.622%	62.506%	8,591,847	9.750%	51.616%
1990-1999	8,496,144	11.408%	61.659%	2,051,724	15.213%	74.242%	17,102	11.031%	73.537%	10,564,970	11.989%	63.606%
2000-2009	13,987,189	18.780%	80.439%	2,197,183	16.292%	90.534%	28,600	18.447%	91.984%	16,212,972	18.399%	82.004%
2010-2020	14,568,487	19.561%	100.000%	1,276,692	9.466%	100.000%	12,428	8.016%	100.000%	15,857,607	17.996%	100.000%
<b>Total</b>	<b>74,477,873</b>	<b>100.000%</b>		<b>13,486,574</b>	<b>100.000%</b>		<b>155,038</b>	<b>100.000%</b>		<b>88,119,485</b>	<b>100.000%</b>	

Source: Alabama Commission on Higher Education's Fall 2020 Facilities Inventory survey.

## Summary Tables

Table 1

Summary Table  
 Immediate Capital Projects  
 By Type of Project  
 All Public Higher Education Institutions

Immediate Capital Projects - Year 1 (FY 2021-2022)					
Institution	New Construction	Renovation/ Major Remodeling	Major Capital Equipment	Deferred Maintenance/ Fac Renewal	Total Estimated Cost
Alabama A&M University	\$65,000,000	\$4,700,000		9,150,000	\$78,850,000
Alabama State University	15,000,000	10,657,506	190,000	7,340,350	33,187,856
Athens State University	350,000	4,875,000	450,000	1,025,000	6,700,000
Auburn University	210,000,000	12,500,000		11,000,000	233,500,000
Auburn Univ Montgomery	15,000,000			1,025,000	16,025,000
Jacksonville State Univ	25,000,000	16,700,000			41,700,000
Troy University	59,400,000	47,661,575	2,200,000	25,515,282	134,776,857
University of Alabama	37,342,040	159,509,778		33,275,000	230,126,818
Univ of Alabama at Birmingham	21,500,000	86,050,000		25,265,000	132,815,000
Univ of Alabama in Huntsville	6,540,200	6,005,000		11,538,303	24,083,503
University of Montevallo		3,598,780	728,515	3,948,000	8,275,295
University of North Alabama	72,000,000	47,500,000		4,933,844	124,433,844
University of South Alabama		10,000,000			10,000,000
University of West Alabama	1,100,000	600,000		7,836,000	9,536,000
Dauphin Isl Sea Lab /MESC		6,400,000	250,000	4,075,000	10,725,000
SR & Dauphin Isl Total	528,232,240	416,757,639	3,818,515	145,926,779	1,094,735,173
Bevill State Community College		540,000		2,500,000	3,040,000
Bishop State Comm College	18,807,884	11,022,936	700,000	400,000	30,930,820
Calhoun State Comm College	15,000,000	2,850,000	939,000	2,643,000	21,432,000
Central Alabama Comm College	7,000,000	2,529,937	140,000	796,835	10,466,772
Chatt Valley Community College	2,700,000	100,000	50,000	206,260	3,056,260
Coastal Alabama Comm College	6,000,000	700,000	500,000	400,000	7,600,000
Drake State Com & Tech College	43,250,000	1,700,000			44,950,000
Enterprise State Comm College	350,000	5,725,000		735,000	6,810,000
Gadsden State Comm College	1,280,000	4,250,000		1,153,400	6,683,400
Ingram State Technical College	600,000			750,000	1,350,000
Jefferson State Comm College		725,000		200,000	925,000
Lawson St Community College		1,500,000		450,000	1,950,000
L. B. Wallace Comm College				400,000	400,000
Marion Military Institute	8,365,000	3,460,000	850,000	2,226,260	14,901,260
Northeast AL Comm College				1,645,000	1,645,000
Northwest-Shoals Com College	10,000,000	123,000		800,000	10,923,000
Reid State Technical College	717,000	850,000		500,000	2,067,000
Shelton State Comm College	141,000	1,786,015	1,000,000	600,000	3,527,015
Snead State Comm College	12,000,000	2,000,000		1,100,000	15,100,000
Southern Union St Comm Coll	27,000,000				27,000,000
Trenholm St Comm College				1,000,000	1,000,000
Wall St Comm College - Dothan	350,000	710,000	300,000	3,147,582	4,507,582
Wall St Comm Coll - Hanceville	31,255,400	17,500,000	550,000	2,469,000	51,774,400
Wall St Comm College - Selma		440,000	357,000	2,090,000	2,887,000
Total Comm & Tech	184,816,284	58,511,888	5,386,000	26,212,337	274,926,509
<b>TOTAL</b>	<b>\$713,048,524</b>	<b>\$475,269,527</b>	<b>\$9,204,515</b>	<b>\$172,139,116</b>	<b>\$1,369,661,682</b>

Source: Facilities Master Plan / Capital Project Request, FY 2022 - 2026.

Table 2

Summary Table  
Intermediate Capital Projects  
By Type of Project  
All Public Higher Education Institutions

Intermediate Capital Projects - Year 2 (FY 2022-2023)					
Institution	New Construction	Renovation/ Major Remodeling	Major Capital Equipment	Deferred Maintenance/ Fac Renewal	Total Estimated Cost
Alabama A&M University	\$38,000,000	\$3,700,000		\$11,865,000	\$53,565,000
Alabama State University		4,500,000	150,000	2,000,000	\$6,650,000
Athens State University	2,650,000	5,250,000	475,000	650,000	\$9,025,000
Auburn University	2,300,000	38,500,000		11,000,000	\$51,800,000
Auburn Univ Montgomery				1,500,000	\$1,500,000
Jacksonville State Univ	70,000,000	5,000,000			\$75,000,000
Troy University	6,000,000	1,900,000	100,000	17,843,522	\$25,843,522
University of Alabama	30,763,297	124,262,475		14,560,000	\$169,585,772
Univ of Alabama at Birmingham	33,000,000	49,000,000		29,734,000	\$111,734,000
Univ of Alabama in Huntsville	116,000,000	43,065,000		9,025,368	\$168,090,368
University of Montevallo		1,080,000	1,652,500	449,000	\$3,181,500
University of North Alabama		10,422,500		13,443,656	\$23,866,156
University of South Alabama		15,000,000		19,000,000	\$34,000,000
University of West Alabama		1,800,000		5,275,500	\$7,075,500
Dauphin Isl Sea Lab /MESC	3,000,000		800,000	4,000,000	\$7,800,000
SR & Dauphin Isl Total	301,713,297	303,479,975	3,177,500	140,346,046	748,716,818
Bevill State Community College		600,000		3,750,000	\$4,350,000
Bishop State Comm College	2,250,000	600,000		150,000	\$3,000,000
Calhoun State Comm College		2,040,000		3,110,000	\$5,150,000
Central Alabama Comm College	15,000,000	4,717,485	260,000	899,000	\$20,876,485
Chatt Valley Community College	57,000	105,000		55,000	\$217,000
Coastal Alabama Comm College	5,000,000	100,000		275,000	\$5,375,000
Drake State Com & Tech College	11,000,000	1,035,000		645,000	\$12,680,000
Enterprise State Comm College	5,000,000	2,150,000		15,000	\$7,165,000
Gadsden State Comm College		2,875,000		6,175,000	\$9,050,000
Ingram State Technical College	1,200,000			90,000	\$1,290,000
Jefferson State Comm College		1,000,000			\$1,000,000
Lawson St Community College		1,500,000		450,000	\$1,950,000
L. B. Wallace Comm College		500,000			\$500,000
Marion Military Institute				670,000	\$670,000
Northeast AL Comm College				105,000	\$105,000
Northwest-Shoals Com College		3,270,000		1,849,000	\$5,119,000
Reid State Technical College	710,000			525,000	\$1,235,000
Shelton State Comm College	35,800,000			1,000,000	\$36,800,000
Snead State Comm College				650,000	\$650,000
Southern Union St Comm Coll		6,500,000			\$6,500,000
Trenholm St Comm College	20,700,000	5,500,000			\$26,200,000
Wall St Comm College - Dothan	1,625,000	300,000		1,010,000	\$2,935,000
Wall St Comm Coll - Hanceville	100,000			1,693,000	\$1,793,000
Wall St Comm College - Selma				6,000,000	\$6,000,000
Total Comm & Tech	98,442,000	32,792,485	260,000	29,116,000	160,610,485
<b>TOTAL</b>	<b>\$400,155,297</b>	<b>\$336,272,460</b>	<b>\$3,437,500</b>	<b>\$169,462,046</b>	<b>\$909,327,303</b>

Source: Facilities Master Plan / Capital Project Request, FY 2022 - 2026.

Table 3

Summary Table  
Long-Term Capital Projects  
By Type of Project  
All Public Higher Education Institutions

Institution	Long Term Capital Projects - Years 3-5 (FY 2023-2024 - 2025-2026)					Estimated 5-Year Project Cost
	New Construction	Renovation/ Major Remodeling	Major Capital Equipment	Deferred Maintenance/ Fac Renewal	Total Estimated Cost	
Alabama A&M University		\$17,500,000	\$1,750,000	\$55,800,000	\$75,050,000	\$207,465,000
Alabama State University		2,250,000		250,000	\$2,500,000	42,337,856
Athens State University	36,500,000	1,650,000	300,000	650,000	\$39,100,000	54,825,000
Auburn University	220,000,000	100,500,000	2,200,000	33,000,000	\$355,700,000	641,000,000
Auburn Univ Montgomery	20,000,000			3,000,000	\$23,000,000	40,525,000
Jacksonville State Univ		25,000,000		500,000	\$25,500,000	142,200,000
Troy University	73,200,000	32,300,000	39,300,000	16,793,522	\$161,593,522	322,213,901
University of Alabama	266,756,070	404,139,868		39,730,000	\$710,625,938	1,110,338,528
Univ of Alabama at Birmingham	270,000,000	125,500,000		84,785,000	\$480,285,000	724,834,000
Univ of Alabama in Huntsville	143,100,000	20,050,000		30,006,945	\$193,156,945	385,330,816
University of Montevallo	15,000,000	1,000,000	225,000	500,000	\$16,725,000	28,181,795
University of North Alabama	88,700,000			10,000,000	\$98,700,000	247,000,000
University of South Alabama	47,000,000	9,000,000	10,000,000	23,447,804	\$89,447,804	133,447,804
University of West Alabama	1,575,000	14,500,000		1,970,000	\$18,045,000	34,656,500
Dauphin Isl Sea Lab /MESC	5,500,000				\$5,500,000	24,025,000
SR & Dauphin Isl Total	1,187,331,070	753,389,868	53,775,000	300,433,271	2,294,929,209	4,138,381,200
Bevill State Community College		2,350,000	200,000	1,250,000	\$3,800,000	11,190,000
Bishop State Comm College	5,150,000	400,000			\$5,550,000	39,480,820
Calhoun State Comm College	20,500,000	3,950,000	850,000	3,700,000	\$29,000,000	55,582,000
Central Alabama Comm College				250,000	\$250,000	31,593,257
Chatt Valley Community College	720,000	400,000	490,000	455,000	\$2,065,000	5,338,260
Coastal Alabama Comm College	8,000,000			1,700,000	\$9,700,000	22,675,000
Drake State Com & Tech College	25,000,000	6,000,000		3,313,000	\$34,313,000	91,943,000
Enterprise State Comm College	21,000,000	350,000		300,000	\$21,650,000	35,625,000
Gadsden State Comm College	16,150,000	7,320,000	700,000	7,035,000	\$31,205,000	46,938,400
Ingram State Technical College				75,000	\$75,000	2,715,000
Jefferson State Comm College	26,000,000				\$26,000,000	27,925,000
Lawson St Community College	22,000,000			450,000	\$22,450,000	26,350,000
L. B. Wallace Comm College	6,000,000	1,500,000			\$7,500,000	8,400,000
Marion Military Institute	9,494,000	2,500,000		235,000	\$12,229,000	27,800,260
Northeast AL Comm College	24,000,000				\$24,000,000	25,750,000
Northwest-Shoals Com College		750,000		1,795,000	\$2,545,000	18,587,000
Reid State Technical College	602,000			3,020,000	\$3,622,000	6,924,000
Shelton State Comm College	22,000,000	1,500,000			\$23,500,000	63,827,015
Snead State Comm College	1,500,000	3,500,000		850,000	\$5,850,000	21,600,000
Southern Union St Comm Coll	3,000,000				\$3,000,000	36,500,000
Trenholm St Comm College	18,500,000			1,000,000	\$19,500,000	46,700,000
Wall St Comm College - Dothan	3,050,000	285,000		600,000	\$3,935,000	11,377,582
Wall St Comm Coll - Hanceville	17,800,000	6,000,000	1,750,000	1,430,000	\$26,980,000	80,547,400
Wall St Comm College - Selma	20,400,000	4,440,000	3,000,000	2,000,000	\$29,840,000	38,727,000
Total Comm & Tech	270,866,000	41,245,000	6,990,000	29,458,000	348,559,000	784,095,994
<b>TOTAL</b>	<b>\$1,458,197,070</b>	<b>\$794,634,868</b>	<b>\$60,765,000</b>	<b>\$329,891,271</b>	<b>\$2,643,488,209</b>	<b>4,922,477,194</b>

Source: Facilities Master Plan / Capital Project Request, FY 2022 - 2026.

Table 4

Summary Table  
 Immediate Capital Projects  
 By Projected Funding Source  
 All Public Higher Education Institutions

Immediate Capital Projects - Year 1 (FY 2021-2022)									
Institution	Education Trust Fund	ETF Advancement & Technology Fund	Other State Funding	Other Funds	Total Estimated Cost	Percent Requested From ETF Funds	Percent Requested From Advancement & Tech Funds	Percent Requested From Other State Funds	Percent Requested From Other Funds
Alabama A&M University			\$15,350,000	\$63,500,000	\$78,850,000	None	None	19.47%	80.53%
Alabama State University	1,215,350			\$31,972,506	\$33,187,856	3.66%	None	None	96.34%
Athens State University	\$4,600,000			\$2,100,000	\$6,700,000	68.66%	None	None	31.34%
Auburn University			36,000,000	197,500,000	\$233,500,000	None	None	15.42%	84.58%
Auburn Univ Montgomery			8,525,000	7,500,000	\$16,025,000	None	None	53.20%	46.80%
Jacksonville State Univ			31,200,000	\$10,500,000	\$41,700,000	None	None	74.82%	25.18%
Troy University	134,776,857				\$134,776,857	100.00%	None	None	None
University of Alabama	182,901,298			47,225,520	\$230,126,818	79.48%	None	None	20.52%
Univ of Alabama at Birmingham			75,000,000	57,815,000	\$132,815,000	None	None	56.47%	43.53%
Univ of Alabama in Huntsville	11,109,652		12,973,851		\$24,083,503	46.13%	None	53.87%	None
University of Montevallo	3,549,515	300,000		4,425,780	\$8,275,295	42.89%	3.63%	None	53.48%
University of North Alabama	124,433,844				\$124,433,844	100.00%	None	None	None
University of South Alabama				10,000,000	\$10,000,000	None	None	None	100.00%
University of West Alabama	9,536,000				\$9,536,000	100.00%	None	None	None
Dauphin Isl Sea Lab /MESC	10,725,000				\$10,725,000	100.00%	None	None	None
SR & Dauphin Isl Total	482,847,516	300,000	179,048,851	432,538,806	\$1,094,735,173	44.11%	0.03%	16.36%	39.51%
Bevill State Community College	3,040,000				\$3,040,000	100.00%	None	None	None
Bishop State Comm College			900,000	30,030,820	\$30,930,820	None	None	2.91%	97.09%
Calhoun State Comm College			21,432,000		\$21,432,000	None	None	100.00%	None
Central Alabama Comm College			2,175,272	8,291,500	\$10,466,772	None	None	20.78%	79.22%
Chatt Valley Community College			3,056,260		\$3,056,260	None	None	100.00%	None
Coastal Alabama Comm College	500,000		7,100,000		\$7,600,000	6.58%	None	93.42%	None
Drake State Com & Tech College			43,981,000	969,000	\$44,950,000	None	None	97.84%	2.16%
Enterprise State Comm College			1,200,000	5,610,000	\$6,810,000	None	None	17.62%	82.38%
Gadsden State Comm College	6,683,400				\$6,683,400	100.00%	None	None	None
Ingram State Technical College	1,350,000				\$1,350,000	100.00%	None	None	None
Jefferson State Comm College	925,000				\$925,000	100.00%	None	None	None
Lawson St Community College			200,000	1,750,000	\$1,950,000	None	None	10.26%	89.74%
L. B. Wallace Comm College			400,000		\$400,000	None	None	100.00%	None
Marion Military Institute	13,541,260			1,360,000	\$14,901,260	90.87%	None	None	9.13%
Northeast AL Comm College			1,645,000		\$1,645,000	None	None	100.00%	None
Northwest-Shoals Com College	1,000,000		5,000,000	4,923,000	\$10,923,000	9.15%	None	45.77%	45.07%
Reid State Technical College			2,067,000		\$2,067,000	None	None	100.00%	None
Shelton State Comm College			1,741,000	1,786,015	\$3,527,015	None	None	49.36%	50.64%
Snead State Comm College	1,100,000		12,000,000	2,000,000	\$15,100,000	7.28%	None	79.47%	13.25%
Southern Union St Comm Coll				27,000,000	\$27,000,000	None	None	None	100.00%
Trenholm St Comm College				1,000,000	\$1,000,000	None	None	None	100.00%
Wall St Comm College - Dothan	560,000		3,947,582		\$4,507,582	12.42%	None	87.58%	None
Wall St Comm Coll - Hanceville	769,000	1,700,000	47,305,400	2,000,000	\$51,774,400	1.49%	3.28%	91.37%	3.86%
Wall St Comm College - Selma	2,887,000				\$2,887,000	100.00%	None	None	None
Total Comm & Tech	32,355,660	1,700,000	154,150,514	86,720,335	\$274,926,509	11.77%	0.62%	56.07%	31.54%
TOTAL	\$515,203,176	\$2,000,000	\$333,199,365	\$519,259,141	\$1,369,661,682	37.62%	0.15%	24.33%	37.91%

Source: Facilities Master Plan / Capital Project Request, FY 2022 - 2026.

Table 5  
 Summary Table  
 Intermediate Capital Projects  
 By Projected Funding Source  
 All Public Higher Education Institutions

Institution	Intermediate Capital Projects - Year 2 (FY 2022-2023)								
	Education Trust Fund	ETF Advancement & Technology Fund	Other State Funding	Other Funds	Total Estimated Cost	Percent Requested From ETF Funds	Percent Requested From Advancement & Tech Funds	Percent Requested From Other State Funds	Percent Requested From Other Funds
Alabama A&M University			\$53,565,000		\$53,565,000	None	None	100.00%	None
Alabama State University				6,650,000	\$6,650,000	None	None	None	100.00%
Athens State University	9,025,000				\$9,025,000	100.00%	None	None	None
Auburn University				51,800,000	\$51,800,000	None	None	None	100.00%
Auburn Univ Montgomery			1,500,000		\$1,500,000	None	None	100.00%	None
Jacksonville State Univ		2,500,000		72,500,000	\$75,000,000	None	3.33%	None	96.67%
Troy University	25,843,522				\$25,843,522	100.00%	None	None	None
University of Alabama	157,265,772			12,320,000	\$169,585,772	92.74%	None	None	7.26%
Univ of Alabama at Birmingham				111,734,000	\$111,734,000	None	None	None	100.00%
Univ of Alabama in Huntsville	166,275,368		1,815,000		\$168,090,368	98.92%	None	1.08%	None
University of Montevallo	1,951,500			1,230,000	\$3,181,500	61.34%	None	None	38.66%
University of North Alabama	23,866,156				\$23,866,156	100.00%	None	None	None
University of South Alabama				34,000,000	\$34,000,000	None	None	None	100.00%
University of West Alabama	7,075,500				\$7,075,500	100.00%	None	None	None
Dauphin Isl Sea Lab /MESC	7,800,000				\$7,800,000	100.00%	None	None	None
<b>SR &amp; Dauphin Isl Total</b>	<b>399,102,818</b>	<b>2,500,000</b>	<b>56,880,000</b>	<b>290,234,000</b>	<b>\$748,716,818</b>	<b>53.30%</b>	<b>0.33%</b>	<b>7.60%</b>	<b>38.76%</b>
Bevill State Community College	4,350,000				\$4,350,000	100.00%	None	None	None
Bishop State Comm College			3,000,000		\$3,000,000	None	None	100.00%	None
Calhoun State Comm College			5,150,000		\$5,150,000	None	None	100.00%	None
Central Alabama Comm College			1,159,000	19,717,485	\$20,876,485	None	None	5.55%	94.45%
Chatt Valley Community College			217,000		\$217,000	None	None	100.00%	None
Coastal Alabama Comm College			5,375,000		\$5,375,000	None	None	100.00%	None
Drake State Com & Tech College			12,030,000	650,000	\$12,680,000	None	None	94.87%	5.13%
Enterprise State Comm College				7,165,000	\$7,165,000	None	None	None	100.00%
Gadsden State Comm College	8,450,000			600,000	\$9,050,000	93.37%	None	None	6.63%
Ingram State Technical College	1,290,000				\$1,290,000	100.00%	None	None	None
Jefferson State Comm College	1,000,000				\$1,000,000	100.00%	None	None	None
Lawson St Community College			200,000	1,750,000	\$1,950,000	None	None	10.26%	89.74%
L. B. Wallace Comm College			500,000		\$500,000	None	None	100.00%	None
Marion Military Institute	670,000				\$670,000	100.00%	None	None	None
Northeast AL Comm College			105,000		\$105,000	None	None	100.00%	None
Northwest-Shoals Com College				5,119,000	\$5,119,000	None	None	None	100.00%
Reid State Technical College			1,235,000		\$1,235,000	None	None	100.00%	None
Shelton State Comm College			36,800,000		\$36,800,000	None	None	100.00%	None
Snead State Comm College	650,000				\$650,000	100.00%	None	None	None
Southern Union St Comm Coll				6,500,000	\$6,500,000	None	None	None	100.00%
Trenholm St Comm College	23,950,000		750,000	1,500,000	\$26,200,000	91.41%	None	2.86%	5.73%
Wall St Comm College - Dothan	2,935,000				\$2,935,000	100.00%	None	None	None
Wall St Comm Coll - Hanceville		1,693,000	100,000		\$1,793,000	None	94.42%	5.58%	None
Wall St Comm College - Selma	6,000,000				\$6,000,000	100.00%	None	None	None
<b>Total Comm &amp; Tech</b>	<b>49,295,000</b>	<b>1,693,000</b>	<b>66,621,000</b>	<b>43,001,485</b>	<b>\$160,610,485</b>	<b>30.69%</b>	<b>1.05%</b>	<b>41.48%</b>	<b>26.77%</b>
<b>TOTAL</b>	<b>\$448,397,818</b>	<b>\$4,193,000</b>	<b>\$123,501,000</b>	<b>\$333,235,485</b>	<b>\$909,327,303</b>	<b>49.31%</b>	<b>0.46%</b>	<b>13.58%</b>	<b>36.65%</b>

Source: Facilities Master Plan / Capital Project Request, FY 2022 - 2026.



Table 6

Summary Table  
 Long-Term Capital Projects  
 By Projected Funding Source  
 All Public Higher Education Institutions

Long Term Capital Projects - Years 3-5 (FY 2023-2024 - 2025-2026)									
Institution	Education Trust Fund	ETF Advancement & Technology Fund	Other State Funding	Other Funds	Total Estimated Cost	Percent Requested From ETF Funds	Percent Requested From Advancement & Tech Funds	Percent Requested From Other State Funds	Percent Requested From Other Funds
Alabama A&M University			\$75,050,000		\$75,050,000	None	None	100.00%	None
Alabama State University	2,250,000			\$250,000	\$2,500,000	90.00%	None	None	10.00%
Athens State University	4,100,000			35,000,000	\$39,100,000	10.49%	None	None	89.51%
Auburn University				355,700,000	\$355,700,000	None	None	None	100.00%
Auburn Univ Montgomery			23,000,000		\$23,000,000	None	None	100.00%	None
Jacksonville State Univ	5,000,000	3,000,000		17,500,000	\$25,500,000	19.61%	11.76%	None	68.63%
Troy University	161,593,522				\$161,593,522	100.00%	None	None	None
University of Alabama	488,976,249			221,649,689	\$710,625,938	68.81%	None	None	31.19%
Univ of Alabama at Birmingham				480,285,000	\$480,285,000	None	None	None	100.00%
Univ of Alabama in Huntsville	193,156,945				\$193,156,945	100.00%	None	None	None
University of Montevallo				16,725,000	\$16,725,000	None	None	None	100.00%
University of North Alabama	90,000,000			8,700,000	\$98,700,000	91.19%	None	None	8.81%
University of South Alabama	59,606,804			29,841,000	\$89,447,804	66.64%	None	None	33.36%
University of West Alabama	18,045,000				\$18,045,000	100.00%	None	None	None
Dauphin Isl Sea Lab /MESC	5,500,000				\$5,500,000	100.00%	None	None	None
SR & Dauphin Isl Total	1,028,228,520	3,000,000	98,050,000	1,165,650,689	\$2,294,929,209	44.80%	0.13%	4.27%	50.79%
Bevill State Community College			3,800,000		\$3,800,000	None	None	100.00%	None
Bishop State Comm College			5,550,000		\$5,550,000	None	None	100.00%	None
Calhoun State Comm College			29,000,000		\$29,000,000	None	None	100.00%	None
Central Alabama Comm College				250,000	\$250,000	None	None	None	100.00%
Chatt Valley Community College			2,065,000		\$2,065,000	None	None	100.00%	None
Coastal Alabama Comm College				9,700,000	\$9,700,000	None	None	None	100.00%
Drake State Com & Tech College			31,313,000	3,000,000	\$34,313,000	None	None	91.26%	8.74%
Enterprise State Comm College				21,650,000	\$21,650,000	None	None	None	100.00%
Gadsden State Comm College	11,205,000		10,000,000	10,000,000	\$31,205,000	35.91%	None	32.05%	32.05%
Ingram State Technical College	75,000				\$75,000	100.00%	None	None	None
Jefferson State Comm College			26,000,000		\$26,000,000	None	None	100.00%	None
Lawson St Community College				22,450,000	\$22,450,000	None	None	None	100.00%
L. B. Wallace Comm College			6,000,000	1,500,000	\$7,500,000	None	None	80.00%	20.00%
Marion Military Institute				12,229,000	\$12,229,000	None	None	None	100.00%
Northeast AL Comm College				24,000,000	\$24,000,000	None	None	None	100.00%
Northwest-Shoals Com College				2,545,000	\$2,545,000	None	None	None	100.00%
Reid State Technical College			3,622,000		\$3,622,000	None	None	100.00%	None
Shelton State Comm College			8,500,000	15,000,000	\$23,500,000	None	None	36.17%	63.83%
Snead State Comm College	5,850,000				\$5,850,000	100.00%	None	None	None
Southern Union St Comm Coll				3,000,000	\$3,000,000	None	None	None	100.00%
Trenholm St Comm College	18,500,000			1,000,000	\$19,500,000	94.87%	None	None	5.13%
Wall St Comm College - Dothan	3,935,000				\$3,935,000	100.00%	None	None	None
Wall St Comm Coll - Hanceville		2,900,000	24,080,000		\$26,980,000	None	10.75%	89.25%	None
Wall St Comm College - Selma	19,000,000			10,840,000	\$29,840,000	63.67%	None	None	36.33%
Total Comm & Tech	58,565,000	2,900,000	149,930,000	137,164,000	\$348,559,000	16.80%	0.83%	43.01%	39.35%
<b>TOTAL</b>	<b>\$1,086,793,520</b>	<b>\$5,900,000</b>	<b>\$247,980,000</b>	<b>\$1,302,814,689</b>	<b>\$2,643,488,209</b>	<b>41.11%</b>	<b>0.22%</b>	<b>9.38%</b>	<b>49.28%</b>

Source: Facilities Master Plan / Capital Project Request, FY 2022 - 2026.

Report on Revenue Bonds Issued by Alabama Public Higher Education Institutions

Institution	Total Original Value	Total Amount Outstanding 9/30/2020	Total Amount of Principal Debt Service 9/30/2020	Total Amount of Interest Debt Service 9/30/2020	Total Amount of Debt Service 9/30/2020	Sources of Payment
Alabama A&M University	99,455,470	84,031,234	3,691,441	2,698,076	6,389,517	Various pledged revenues, which includes but is not limited to proceeds from tuition, fees, and auxiliary operations
Alabama State University	283,860,807	196,093,901	7,564,435	4,740,149	12,304,584	Tuition and Fee Revenue
Athens State University	16,240,000	10,754,109	1,486,802	329,322	1,816,124	Tuition & Fees
Auburn University	1,560,067,607	1,087,476,475	166,477,709	37,462,094	203,939,803	General Fund, Student Fees, Housing & Dining Revenue, Athletic Revenue
Auburn Univ Montgomery	None					
Jacksonville State University	110,715,000	101,385,000	3,055,000	3,619,960	6,674,960	Housing/Ath
Troy University	233,200,000	127,735,000	6,880,000	7,007,854	13,887,854	General Student Fees
University of Alabama	1,344,780,000	1,128,765,000	36,320,000	41,780,182	78,100,182	Tuition, Housing, Athletics, Parking, Food Service, Fraternities
Univ of Alabama at Birmingham (Does not include Bonds for Hospital)	840,275,000	599,575,000	98,275,000	20,532,925	118,807,925	E&G & Auxiliary
Univ of Alabama in Huntsville	205,757,000	140,452,000	34,904,000	7,008,122	41,912,122	Housing Fees & Student Tuition/Fees
University of Montevallo	50,236,000	47,906,000	988,000	5,001,580	5,989,580	Pledged Revenues
University of North Alabama	129,130,000	91,865,000	27,725,000	3,993,644	31,718,644	Housing Revenues & Tuition/Fees
University of South Alabama	638,421,001	422,133,792	34,163,387	10,899,852	45,063,239	Tuition & Fee revenues, portion of revenues USA Children's & Women's Hospital, gross revenues from Auxiliary Enterprises
University of West Alabama	81,990,000	51,935,000	24,575,000	2,085,409	26,660,409	General Fees & Capitalized Interest
Dauphin Isl Sea Lab /MESC	2,000,000	935,000	236,518	26,518	263,036	Prog. Service Revenue
SR & Dauphin Isl Total	5,596,127,885	4,091,042,511	446,342,292	147,185,687	593,527,979	

Source: Facilities Master Plan / Capital Project Request, FY 2022-2026.

Table 7  
Report on Revenue Bonds Issued by Alabama Public Higher Education Institutions

Institution	Total Original Value	Total Amount Outstanding 9/30/2020	Total Amount of Principal Debt Service 9/30/2020	Total Amount of Interest Debt Service 9/30/2020	Total Amount of Debt Service 9/30/2020	Sources of Payment
Bevill State Community College	11,380,000	10,985,000	405,000	417,743	822,743	Tuition
Bishop State Comm College	22,222,000	20,445,700	440,000	805,940	1,245,940	Plant Funds
Calhoun State Comm College	48,745,000	29,851,000	3,207,000	805,622	4,012,622	Tuition & Fees
Central Alabama Comm College	8,810,000	6,305,000	610,000	256,583	866,583	Tuition Revenue
Chatt Valley Comm. College	9,000,000	6,390,000	305,000	306,400	611,400	Tuition & Fees
Coastal Alabama Comm College	25,988,000	16,163,000	1,528,000	693,950	2,221,950	Tuition/Fees & Building Fee
Drake State Com & Tech College	1,712,000	663,000	213,000	15,942	228,942	Tuition
Enterprise State Comm College	4,745,000	4,745,000		235,813	235,813	Building Fee
Gadsden State Comm College	32,719,000	26,554,000	1,696,000	1,229,189	2,925,189	Building Fee, Tuition, & Local Government Contribution
Ingram State Technical College						
Jefferson State Comm College	30,042,000	19,240,000	2,065,000	718,132	2,783,132	Tuition & Fees
Lawson St Community College	31,485,000	24,447,744	1,228,204	749,020	1,977,224	Tuition and Fees, Room Charges, Dept. of Ed
L. B. Wallace Comm College	3,700,000	1,225,000	215,000	57,495	272,495	Tuition & Fees
Marion Military Institute						
Northeast AL Comm College	11,729,000	9,887,000	383,000	359,423	742,423	Tuition & Fees
Northwest-Shoals Comm College	6,000,000	3,698,003	380,562	117,153	497,715	Plant Funds
Reid State Technical College	2,045,000	705,000	225,000	23,715	248,715	Tuition & Fees Payable by Students
Shelton State Comm College						
Snead State Comm College	15,770,000	14,050,000	372,000	544,823	916,823	Tuition
Southern Union St Comm Coll	32,620,000	26,160,000	1,835,000	966,775	2,801,775	Tuition & Fees
Trenholm St Comm College	7,500,000	5,505,000	170,000	332,320	502,320	Tuition and Special Building Fees
Wall St Comm College - Dothan	16,211,000	7,089,000	1,450,000	213,744	1,663,744	Tuition & Fees & Special Building Fee
Wall St Comm Coll - Hanceville	42,143,000	31,004,000	1,778,000	724,954	2,502,954	Tuition & Fees & Building Fees
Wall St Comm College - Selma						
Total Comm & Tech	364,566,000	265,112,447	18,505,766	9,574,736	28,080,502	
TOTAL	5,960,693,885	4,356,154,958	464,848,058	156,760,423	621,608,481	

Source: Facilities Master Plan / Capital Project Request, FY 2022-2026.