

COMMISSION  
ON HIGHER EDUCATION

REPORT ON FACILITIES MASTER PLAN  
AND  
CAPITAL PROJECTS REQUESTS

FY 2026 - 2030

FOR ALL PUBLIC  
HIGHER EDUCATION INSTITUTIONS

DECEMBER 2024

## FACILITIES MASTER PLAN AND CAPITAL PROJECTS REQUESTS

Section 16-5-15 of the Code of Alabama requires all public institutions of higher education to submit to the Alabama Commission on Higher Education a facilities master plan. This plan is to include all capital project proposals and requires prioritizing of the capital improvement budget requests.

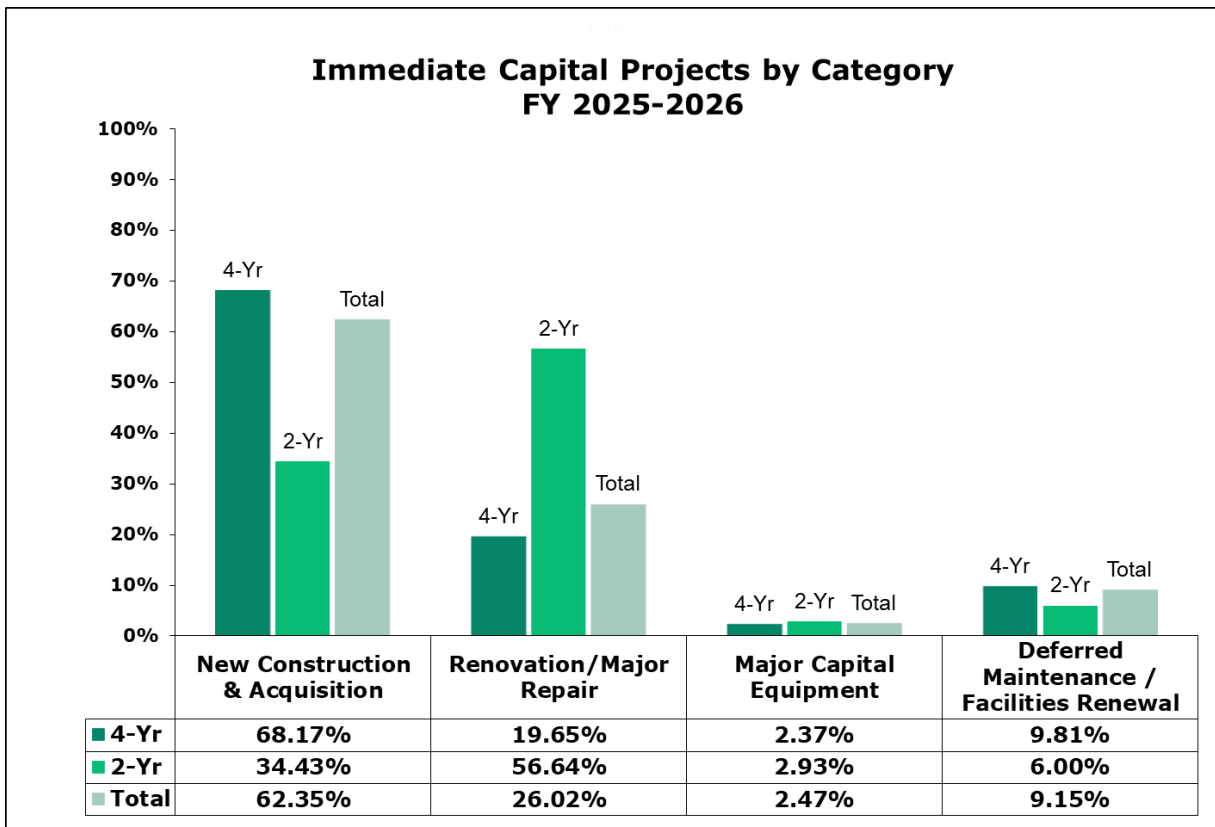
### Project Requests

All public two and four-year institutions submitted the Facilities Master Plan to the Alabama Commission on Higher Education in accordance with Section 16-5-15. The five years reported are broken into three timeline segments: Immediate, Intermediate, and Long-Term capital projects. Immediate projects are defined as those within the first year of the master planning cycle (FY 2025-2026). Intermediate projects are defined as those within the second year of the planning cycle (FY 2026-2027) while Long-Term projects fall into the last three years of the planning cycle (FY 2027-2028, FY 2028-2029, and FY 2029-2030). The projects are further divided into four separate project categories: New Construction/Acquisition; Renovation and Remodeling; Major Capital Equipment; and Deferred Maintenance/Facilities Renewal. Charts included in each section show the percentage of Immediate, Intermediate, Long-Term, and Total projects broken into the project categories and projected funding sources accordingly and Summary Tables are provided at the conclusion of these sections.

## Immediate Capital Projects

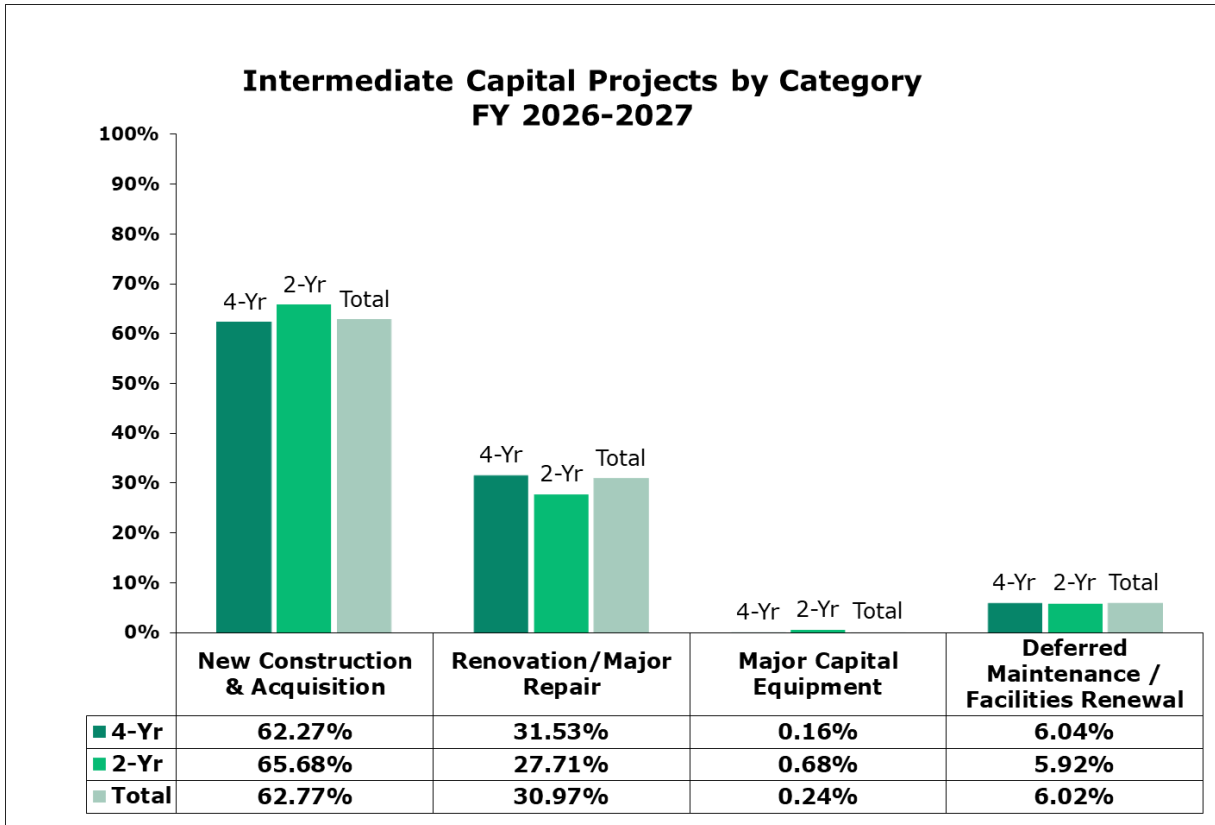
Table 1 (see *Summary Tables*) summarizes the Immediate (Year 1) capital projects proposed by the institutions. As detailed on Table 1, \$2,957,684,083 was requested in Immediate Capital Projects. Of this amount, 20.46% (604,996,481) is requested from the Education Trust Fund (ETF) as seen in (Table 4 as shown in *Summary Tables*). An additional 14.90% (\$440,585,606) of funds are projected to come from other state-related sources, such as bond issues or the ETF Advancement and Technology Fund. Institutions also use funds they have raised in capital campaigns, federal and local funds, and other sources to support proposed capital projects.

While 62.35% of immediate capital projects are requested for *New Construction*, approximately 26.02% of all funds requested are going for *Renovation/Major Remodeling*. In addition to this, 9.15% is requested for *Deferred Maintenance/Facilities Renewal Projects*. Therefore, 35.17% of all funds requested for Immediate Capital projects would go toward projects for the maintenance, alteration, and repair of existing facilities. An additional 2.47% of the funds requested are for *Major Capital Equipment*.



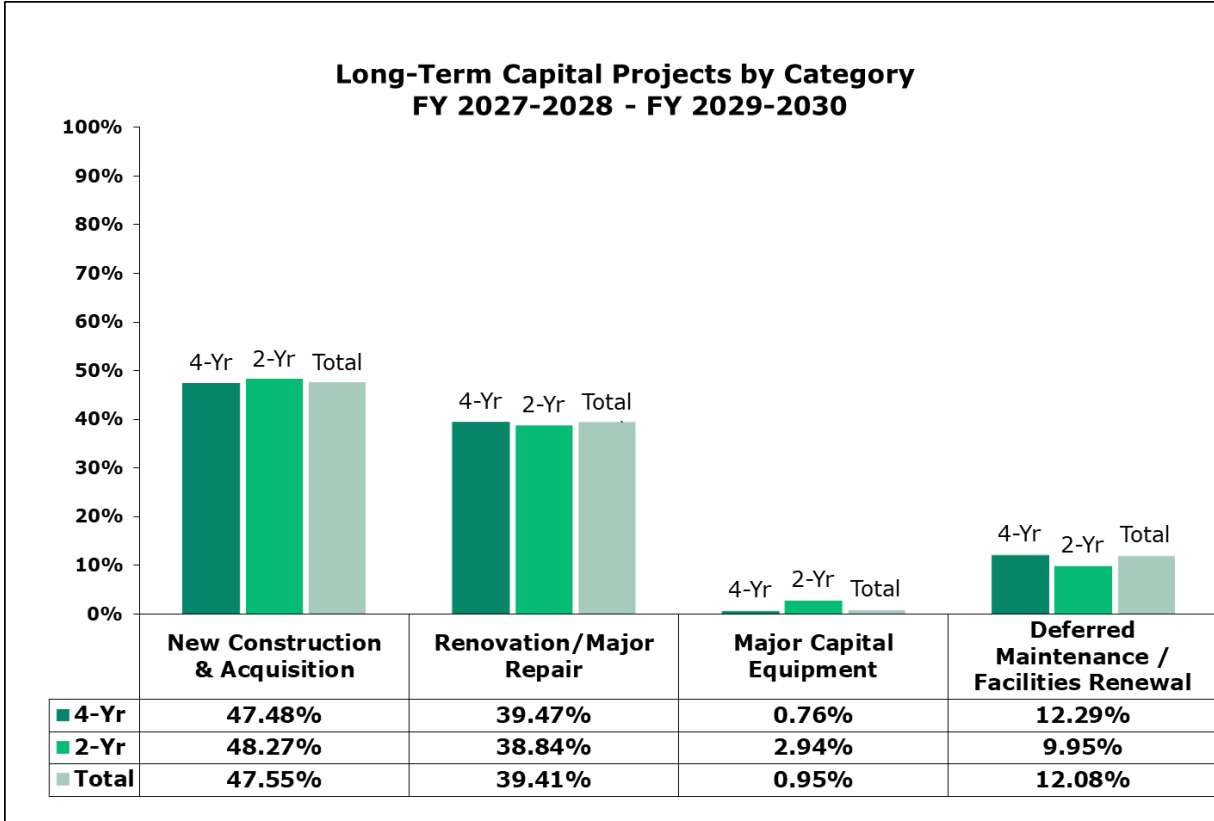
### Intermediate Projects

Totalling \$2,601,478,879, the *Intermediate (Year 2) Capital Projects Requests* are summarized in Table 2 (see *Summary Tables*). Table 5 (see *Summary Tables*) shows that 67.21% of these projects are projected to be funded with either ETF or other State-related funds. Of the requested funds, 36.99% are for renovation or deferred maintenance on existing buildings, while 62.77% is requested for new construction.



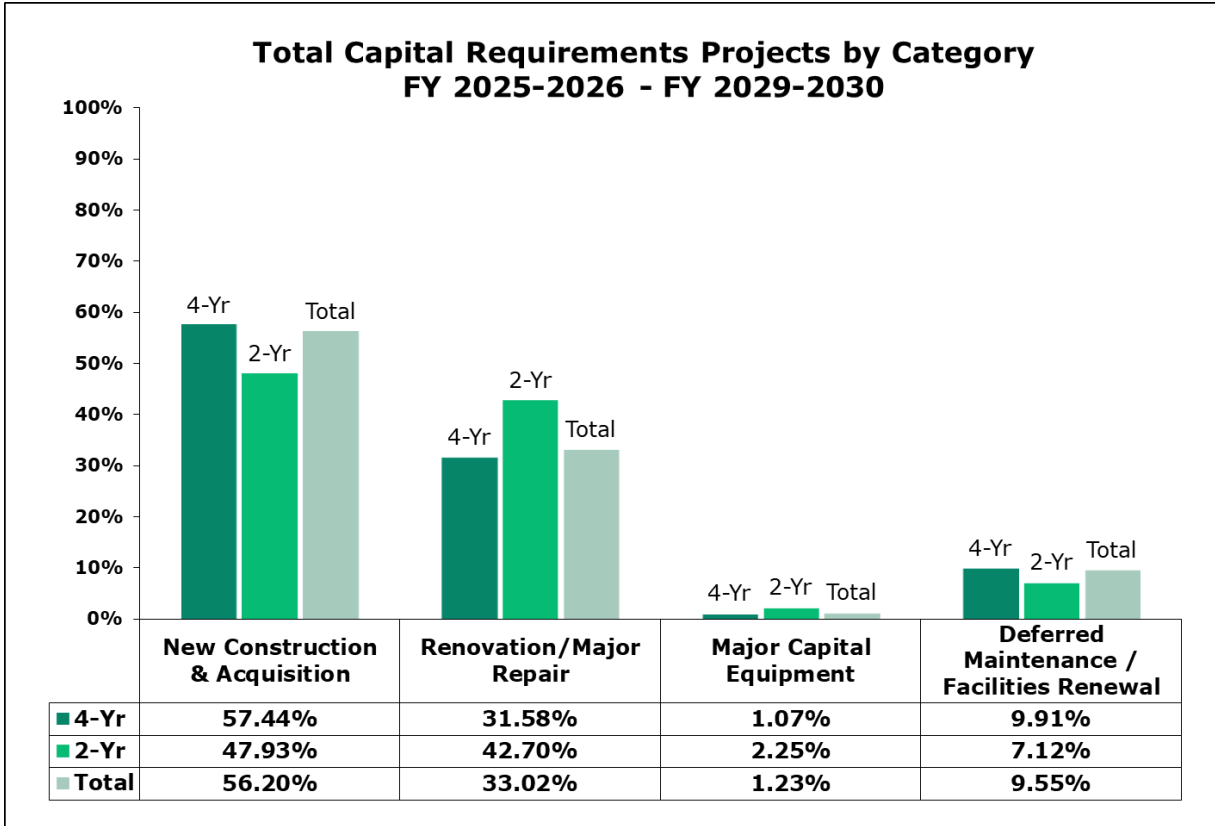
## Long Term Projects

Funding sources for the *Long-Term* projects are often just estimates at this point, but currently institutions estimate that \$4,076,510,200 will be needed for capital projects for FY 2028 through FY 2030. As shown on Table 6 (see *Summary Tables*), almost fifty percent (49.99%) of the funding is anticipated to come from the ETF. Of the Long-Term projects, over fifty-one percent (51.49%) fall into renovation/major repair and deferred maintenance/facilities renewal.



Summary

In summary, 42.57% of all capital projects requests are renovation, remodeling, or deferred maintenance or existing facilities. A total of \$5.3 billion, which equates to 55.1% of all of the funds requested for the projects listed on the Facilities Master Plans, were projected to come from either ETF or other State-related funds. A total of over \$9.6 billion is projected as being needed to cover the capital projects requests of the four and two-year institutions over the next five years.



## Bond Issues

Over the last two years, the legislature has been able to make generous one-time appropriations in the supplemental bills for deferred maintenance and capital projects. However, the State of Alabama does not provide regular funding for capital projects for education; this is true for K-12 as well as Postsecondary Education. General Obligation bond issues are occasionally issued by the State, of which Higher Education usually receives a portion. The Education Trust Fund (ETF) Advancement and Technology Fund also is now becoming a regular source of funds for capital projects for both sectors. Because these two funding sources are not constant, the institutions must find funds from other sources to pay for capital projects. One of these sources is bonds. The institutions in Alabama are allowed to float their own bond issues. The institutions currently have approximately \$4.01 billion in bonds outstanding, as shown on Tables 7a and 7b (see *Summary Tables*). As with all debt, these funds must be paid back, and the institutions paid approximately \$538.8 million in debt service in the last fiscal year to pay off these bonds. The source of revenue to pay these bonds is usually through tuition or fees paid by students.

## Age of Buildings

According to information gathered from the Fall 2024 Facilities Inventory Report and shown in the following chart, almost 37% of the buildings being used by the public colleges and universities in Alabama were constructed between 1960 and 1989. The newest of these buildings have over thirty years of use, with the oldest being 64 years old, which is beyond the “useful life” of major building components. An additional 11.67% of the buildings in use for Alabama’s Higher Education were constructed prior to 1960. The age of these buildings leads to requests of approximately \$1.04 billion to be used for renovations, maintenance, and repairs in FY 2026.

### **Physical Plant By Year of Construction Alabama Public Colleges and Universities 1810-2024 Gross Square Feet (GSF)**

Decade	Total Two-Year			Total Dauphin Island Sealab/MESC			Total All		
	Total	Percent	Cumulative	Total	Percent	Cumulative	Total	Percent	Cumulative
	GSF	of Total	Percent	GSF	of Total	Percent	GSF	of Total	Percent
Unknown	29,919	0.21%					32,540	0.04%	
1810-1819	-	0.00%	0.21%				918	0.00%	0.04%
1820-1829	-	0.00%	0.21%				14,644	0.02%	0.05%
1830-1839	720	0.01%	0.22%				23,433	0.03%	0.08%
1840-1849	-	0.00%	0.22%				86,340	0.10%	0.17%
1850-1859	30,514	0.22%	0.44%				110,107	0.12%	0.30%
1860-1869	-	0.00%	0.44%				209,500	0.23%	0.53%
1870-1879	-	0.00%	0.44%				0	0.00%	0.53%
1880-1889	-	0.00%	0.44%				155,182	0.17%	0.70%
1890-1899	-	0.00%	0.44%				125,284	0.14%	0.84%
1900-1909	6,030	0.04%	0.48%				318,450	0.35%	1.19%
1910-1919	7,442	0.05%	0.53%				464,970	0.51%	1.70%
1920-1929	55,201	0.39%	0.92%				2,858,320	3.15%	4.86%
1930-1939	66,358	0.47%	1.40%				2,467,081	2.72%	7.58%
1940-1949	136,757	0.97%	2.37%	8,344	5.38%	5.38%	1,497,908	1.65%	9.23%
1950-1959	294,785	2.10%	4.47%	82,948	53.50%	58.88%	2,212,234	2.44%	11.67%
1960-1969	3,605,846	25.67%	30.14%	-	0.00%	58.88%	12,803,677	14.13%	25.80%
1970-1979	2,503,652	17.82%	47.96%	-	0.00%	58.88%	11,981,570	13.22%	39.02%
1980-1989	1,335,003	9.50%	57.46%	5,616	3.62%	62.51%	8,442,587	9.32%	48.34%
1990-1999	2,022,343	14.40%	71.86%	17,102	11.03%	73.54%	10,433,143	11.51%	59.85%
2000-2009	2,317,719	16.50%	88.36%	28,600	18.45%	91.98%	16,796,693	18.54%	78.39%
2010-2019	1,273,320	9.06%	97.42%	12,428	8.02%	100.00%	15,564,873	17.18%	95.56%
2020-2024	362,013	2.58%	100.00%				4,019,410	4.44%	100.00%
<b>Total</b>	<b>14,047,622</b>	<b>100.00%</b>		<b>155,038</b>	<b>100.00%</b>		<b>90,618,864</b>	<b>100.00%</b>	

Source: Alabama Commission on Higher Education’s Fall 2024 Facilities Inventory survey.



# Summary Tables

Table 1

Summary Table  
 Immediate Capital Projects  
 By Type of Project  
 All Public Higher Education Institutions

Immediate Capital Projects - Year 1 (FY 2025-2026)						
<u>Institution</u>	New Construction	Renovation/ Major Remodeling	Major Capital Equipment	Deferred Maintenance/ Fac Renewal	Total Facility Restoration	Total Estimated Cost
Alabama A&M University	165,000,000	26,500,000		18,300,000	44,800,000	209,800,000
Alabama State University	62,820,226	1,740,000		1,500,000	3,240,000	66,060,226
Athens State University	20,000,000	1,250,000	450,000	650,000	1,900,000	22,350,000
Auburn University	409,000,000	105,450,000		14,000,000	119,450,000	528,450,000
Auburn Univ Montgomery	990,000	7,000,000	335,000	6,250,000	13,250,000	14,575,000
Jacksonville State Univ		4,235,000	417,500	1,600,000	5,835,000	6,252,500
Troy University	51,450,000	26,510,000	40,950,000	74,596,797	101,106,797	193,506,797
University of Alabama	446,173,047	157,875,000	5,180,000	57,211,961	215,086,961	666,440,008
Univ of Alabama at Birmingham	99,000,000	55,000,000		36,495,400	91,495,400	190,495,400
Univ of Alabama in Huntsville	1,200,000	49,328,221		16,738,553	66,066,774	67,266,774
University of Montevallo	1,150,000	2,800,000	7,800,000	800,000	3,600,000	12,550,000
University of North Alabama	95,000,000	14,000,000	3,000,000	3,700,000	17,700,000	115,700,000
University of South Alabama	302,882,894	17,500,000		2,300,000	19,800,000	322,682,894
University of West Alabama	6,950,000	11,000,000		5,950,000	16,950,000	23,900,000
Dauphin Isl Sea Lab /MESC	7,000,000	750,000			750,000	7,750,000
<b>SR &amp; Dauphin Isl Total</b>	<b>1,668,616,167</b>	<b>480,938,221</b>	<b>58,132,500</b>	<b>240,092,711</b>	<b>721,030,932</b>	<b>2,447,779,599</b>
Bevill State Community College		6,850,000		3,000,000	9,850,000	9,850,000
Bishop State Comm College	2,400,000	23,916,370	350,000	400,000	24,316,370	27,066,370
Calhoun State Comm College	52,500,000	4,000,000		3,200,000	7,200,000	59,700,000
Central Alabama Comm College		11,562,350	30,000	250,000	11,812,350	11,842,350
Chatt Valley Community College	22,000	9,503,075		95,000	9,598,075	9,620,075
Coastal Alabama Comm College	12,500,000	5,650,000	450,000	1,200,000	6,850,000	19,800,000
Drake State Com & Tech College	9,000,000	2,535,000			2,535,000	11,535,000
Enterprise State Comm College		12,580,282	1,817,106		12,580,282	14,397,388
Gadsden State Comm College	600,000	5,060,000		6,320,000	11,380,000	11,980,000
Ingram State Technical College		1,175,000		150,000	1,325,000	1,325,000
Jefferson State Comm College	3,000,000	1,500,000			1,500,000	4,500,000
Lawson St Community College		14,835,750		1,850,000	16,685,750	16,685,750
L. B. Wallace Comm College	1,000,000	20,500,000	300,000		20,500,000	21,800,000
Marion Military Institute		1,310,000		3,000,000	4,310,000	4,310,000
Northeast AL Comm College		400,000		200,000	600,000	600,000
Northwest-Shoals Com College	10,000,000	3,755,100		1,849,000	5,604,100	15,604,100
Reid State Technical College		13,078,164			13,078,164	13,078,164
Shelton State Comm College		39,201,637	10,637,866		39,201,637	49,839,503
Snead State Comm College	7,000,000	20,000,000		1,800,000	21,800,000	28,800,000
Southern Union St Comm Coll	20,000,000	17,000,000			17,000,000	37,000,000
Trenholm St Comm College		50,402,584		525,000	50,927,584	50,927,584
Wall St Comm College - Dothan	25,800,000	940,000		3,200,000	4,140,000	29,940,000
Wall St Comm Coll - Hanceville*	31,255,400	17,500,000	550,000	2,469,000	19,969,000	51,774,400
Wall St Comm College - Selma	500,000	5,541,800	797,000	1,090,000	6,631,800	7,928,800
<b>Total Comm &amp; Tech</b>	<b>175,577,400</b>	<b>288,797,112</b>	<b>14,931,972</b>	<b>30,598,000</b>	<b>319,395,112</b>	<b>509,904,484</b>
<b>TOTAL</b>	<b>\$1,844,193,567</b>	<b>\$769,735,333</b>	<b>\$73,064,472</b>	<b>\$270,690,711</b>	<b>\$1,040,426,044</b>	<b>\$2,957,684,083</b>

Source: Facilities Master Plan / Capital Project Request, FY 2026 - 2030.

\*Amounts shown are from 2022's report, pending submission of the Facilities Master Plan reports for FY 2025-2029 and FY 2026 - 2030.

Table 2

Summary Table  
Intermediate Capital Projects  
By Type of Project  
All Public Higher Education Institutions

Intermediate Capital Projects - Year 2 (FY 2026-2027)					
Institution	New Construction	Renovation/ Major Remodeling	Major Capital Equipment	Deferred Maintenance/ Fac Renewal	Total Estimated Cost
Alabama A&M University	91,000,000	16,500,000		2,850,000	110,350,000
Alabama State University	75,000,000	10,000,000		1,860,000	86,860,000
Athens State University	2,000,000	8,500,000	1,175,000	1,225,000	12,900,000
Auburn University		170,650,000		14,000,000	184,650,000
Auburn Univ Montgomery	8,000,000	2,000,000	50,000	6,850,000	16,900,000
Jacksonville State Univ	4,000,000	5,150,000	417,500	1,330,000	10,897,500
Troy University	6,000,000	500,000	100,000	2,125,281	8,725,281
University of Alabama	510,163,193	213,197,397		44,157,031	767,517,621
Univ of Alabama at Birmingham	200,000,000	2,550,000		44,337,000	246,887,000
Univ of Alabama in Huntsville	376,580,000	243,183,699		12,790,830	632,554,529
University of Montevallo	1,350,000	1,550,000	1,825,000	1,100,000	5,825,000
University of North Alabama	65,000,000	8,400,000			73,400,000
University of South Alabama	40,000,000	3,000,000			43,000,000
University of West Alabama	650,000	15,000,000		1,450,000	17,100,000
Dauphin Isl Sea Lab /MESC	3,000,000				3,000,000
<b>SR &amp; Dauphin Isl Total</b>	<b>1,382,743,193</b>	<b>700,181,096</b>	<b>3,567,500</b>	<b>134,075,142</b>	<b>2,220,566,931</b>
Bevill State Community College		650,000		3,000,000	3,650,000
Bishop State Comm College	3,850,000	1,200,000		150,000	5,200,000
Calhoun State Comm College	72,400,000				72,400,000
Central Alabama Comm College			60,000	250,000	310,000
Chatt Valley Community College	200,000	13,000,000	600,000	800,000	14,600,000
Coastal Alabama Comm College		8,200,000	450,000	1,200,000	9,850,000
Drake State Com & Tech College	800,000	5,400,000		645,000	6,845,000
Enterprise State Comm College		7,858,274			7,858,274
Gadsden State Comm College	54,100,000	1,125,000	88,987	3,260,500	58,574,487
Ingram State Technical College	7,700,000			90,000	7,790,000
Jefferson State Comm College	7,000,000	1,300,000			8,300,000
Lawson St Community College		14,691,060		750,000	15,441,060
L. B. Wallace Comm College	3,500,000	850,000		500,000	4,850,000
Marion Military Institute	1,000,000	2,800,000			3,800,000
Northeast AL Comm College	19,500,000	500,000		400,000	20,400,000
Northwest-Shoals Com College		2,500,000	780,000		3,280,000
Reid State Technical College	28,650,000	3,540,000		800,000	32,990,000
Shelton State Comm College		25,855,127	500,000	2,000,000	28,355,127
Snead State Comm College		10,500,000		900,000	11,400,000
Southern Union St Comm Coll	20,000,000	1,000,000			21,000,000
Trenholm St Comm College					
Wall St Comm College - Dothan	1,400,000	400,000		4,325,000	6,125,000
Wall St Comm Coll - Hanceville*	100,000			1,693,000	1,793,000
Wall St Comm College - Selma	30,000,000	4,200,000	100,000	1,800,000	36,100,000
<b>Total Comm &amp; Tech</b>	<b>250,200,000</b>	<b>105,569,461</b>	<b>2,578,987</b>	<b>22,563,500</b>	<b>380,911,948</b>
<b>TOTAL</b>	<b>1,632,943,193</b>	<b>805,750,557</b>	<b>6,146,487</b>	<b>156,638,642</b>	<b>2,601,478,879</b>

Source: Facilities Master Plan / Capital Project Request, FY 2026 - 2030.

\*Amounts shown are from 2022's report, pending submission of the Facilities Master Plan reports for FY 2025-2029 and FY 2026 - 2030.

Table 3

Summary Table  
Long-Term Capital Projects  
By Category  
All Public Higher Education Institutions

Long Term Capital Projects - Years 3-5 (FY 2027-2028 - FY 2029-2030)						Estimated 5-Year Project Cost
Institution	New Construction	Renovation/ Major Remodeling	Major Capital Equipment	Deferred Maintenance/ Fac Renewal	Total Estimated Cost	
Alabama A&M University	67,200,000	44,600,000	3,750,000	58,000,000	173,550,000	493,700,000
Alabama State University	71,000,000	75,000,000		5,500,000	151,500,000	304,420,226
Athens State University	7,850,000	300,000	200,000	600,000	8,950,000	44,200,000
Auburn University	220,000,000	331,500,000		42,000,000	593,500,000	1,306,600,000
Auburn Univ Montgomery	5,000,000	15,000,000		15,300,000	35,300,000	66,775,000
Jacksonville State Univ	15,000,000	8,635,000	835,000	5,210,000	29,680,000	46,830,000
Troy University	34,500,000	10,750,000	22,000,000	16,394,531	83,644,531	285,876,609
University of Alabama	750,956,647	852,929,529		88,565,605	1,692,451,782	3,126,409,411
Univ of Alabama at Birmingham	351,400,000	51,500,000		132,007,560	534,907,560	972,289,960
Univ of Alabama in Huntsville	43,762,610	7,648,601		54,011,771	105,422,982	805,244,285
University of Montevallo	35,000,000	10,000,000	1,415,509	3,250,000	49,665,509	68,040,509
University of North Alabama	30,000,000	50,000,000		15,000,000	95,000,000	284,100,000
University of South Alabama	90,000,000	8,000,000			98,000,000	463,682,894
University of West Alabama	27,000,000			20,700,000	47,700,000	88,700,000
Dauphin Isl Sea Lab /MESC	15,000,000				15,000,000	25,750,000
<b>SR &amp; Dauphin Isl Total</b>	<b>1,763,669,257</b>	<b>1,465,863,130</b>	<b>28,200,509</b>	<b>456,539,467</b>	<b>3,714,272,364</b>	<b>8,382,618,894</b>
Bevill State Community College		4,000,000	550,000	1,250,000	5,800,000	19,300,000
Bishop State Comm College	3,620,000	18,650,000	500,000		22,770,000	55,036,370
Calhoun State Comm College	62,500,000	3,000,000			65,500,000	197,600,000
Central Alabama Comm College				250,000	250,000	12,402,350
Chatt Valley Community College	210,000	200,000	60,000	625,000	1,095,000	25,315,075
Coastal Alabama Comm College	600,000	12,040,000	900,000	2,400,000	15,940,000	45,590,000
Drake State Com & Tech College	16,000,000	11,250,000		3,900,000	31,150,000	49,530,000
Enterprise State Comm College		5,978,854			5,978,854	28,234,516
Gadsden State Comm College	1,000,000	5,456,000	205,265	8,182,507	14,843,772	85,398,259
Ingram State Technical College						9,115,000
Jefferson State Comm College	35,000,000				35,000,000	47,800,000
Lawson St Community College		1,350,000		325,000	1,675,000	33,801,810
L. B. Wallace Comm College		2,000,000			2,000,000	28,650,000
Marion Military Institute	4,062,000	3,800,000			7,862,000	15,972,000
Northeast AL Comm College	1,500,000	30,736,950			32,236,950	53,236,950
Northwest-Shoals Com College			500,000	2,500,000	3,000,000	21,884,100
Reid State Technical College		8,838,060		1,340,000	10,178,060	56,246,224
Shelton State Comm College			2,000,000	2,000,000	4,000,000	82,194,630
Snead State Comm College	2,500,000	15,250,000	1,200,000	1,500,000	20,450,000	60,650,000
Southern Union St Comm Coll	10,000,000				10,000,000	68,000,000
Trenholm St Comm College		11,903,200			11,903,200	62,830,784
Wall St Comm College - Dothan	5,050,000	225,000		4,350,000	9,625,000	45,690,000
Wall St Comm Coll - Hanceville*	17,800,000	6,000,000	1,750,000	1,430,000	26,980,000	80,547,400
Wall St Comm College - Selma	15,000,000		3,000,000	6,000,000	24,000,000	68,028,800
<b>Total Comm &amp; Tech</b>	<b>174,842,000</b>	<b>140,678,064</b>	<b>10,665,265</b>	<b>36,052,507</b>	<b>362,237,836</b>	<b>1,253,054,268</b>
<b>TOTAL</b>	<b>1,938,511,257</b>	<b>1,606,541,194</b>	<b>38,865,774</b>	<b>492,591,974</b>	<b>4,076,510,200</b>	<b>9,635,673,162</b>

Source: Facilities Master Plan / Capital Project Request, FY 2026 - 2030.

\*Amounts shown are from 2022's report, pending submission of the Facilities Master Plan reports for FY 2025-2029 and FY 2026 - 2030.

Table 4  
 Summary Table  
 Immediate Capital Projects  
 By Projected Funding Source  
 All Public Higher Education Institutions

Institution	Immediate Capital Projects - Year 1 (FY 2025-2026)								
	Education Trust Fund	ETF Advancement & Technology Fund	Other State Funding	Other Funds	Total Estimated Cost	Percent Requested From ETF Funds	Percent Requested From Advancement & Tech Funds	Percent Requested From Other State Funds	Percent Requested From Other Funds
Alabama A&M University			44,800,000	165,000,000	209,800,000	None	None	21.35%	78.65%
Alabama State University				66,060,226	66,060,226	None	None	None	100.00%
Athens State University	11,150,000	4,500,000	6,700,000		22,350,000	49.89%	20.13%	29.98%	None
Auburn University				528,450,000	528,450,000	None	None	None	100.00%
Auburn Univ Montgomery	7,335,000	7,240,000			14,575,000	50.33%	49.67%	None	None
Jacksonville State Univ	6,252,500				6,252,500	100.00%	None	None	None
Troy University	193,506,797				193,506,797	100.00%	None	None	None
University of Alabama	199,459,525	41,590,000		425,390,483	666,440,008	29.93%	6.24%	None	63.83%
Univ of Alabama at Birmingham				190,495,400	190,495,400	None	None	None	100.00%
Univ of Alabama in Huntsville	67,266,774				67,266,774	100.00%	None	None	None
University of Montevallo	8,400,000	800,000		3,350,000	12,550,000	66.93%	6.37%	None	26.69%
University of North Alabama	18,200,000		28,500,000	69,000,000	115,700,000	15.73%	None	24.63%	59.64%
University of South Alabama	24,000,000		76,127,440	222,555,454	322,682,894	7.44%	None	23.59%	68.97%
University of West Alabama	17,950,000	5,950,000			23,900,000	75.10%	24.90%	None	None
Dauphin Isl Sea Lab /MESC	7,750,000				7,750,000	100.00%	None	None	None
<b>SR &amp; Dauphin Isl Total</b>	<b>561,270,596</b>	<b>60,080,000</b>	<b>156,127,440</b>	<b>1,670,301,563</b>	<b>2,447,779,599</b>	<b>22.93%</b>	<b>2.45%</b>	<b>6.38%</b>	<b>68.24%</b>
Bevill State Community College			9,850,000		9,850,000	None	None	100.00%	None
Bishop State Comm College			850,000	26,216,370	27,066,370	None	None	3.14%	96.86%
Calhoun State Comm College			59,700,000		59,700,000	None	None	100.00%	None
Central Alabama Comm College			280,000	11,562,350	11,842,350	None	None	2.36%	97.64%
Chatt Valley Community College			9,620,075		9,620,075	None	None	100.00%	None
Coastal Alabama Comm College	450,000		1,200,000	18,150,000	19,800,000	2.27%	None	6.06%	91.67%
Drake State Com & Tech College			11,535,000		11,535,000	None	None	100.00%	None
Enterprise State Comm College				14,397,388	14,397,388	None	None	None	100.00%
Gadsden State Comm College	11,980,000				11,980,000	100.00%	None	None	None
Ingram State Technical College	1,065,000		260,000		1,325,000	80.38%	None	19.62%	None
Jefferson State Comm College	1,500,000		3,000,000		4,500,000	33.33%	None	66.67%	None
Lawson St Community College			1,600,000	15,085,750	16,685,750	None	None	9.59%	90.41%
L. B. Wallace Comm College				21,800,000	21,800,000	None	None	None	100.00%
Marion Military Institute	2,000,000			2,310,000	4,310,000	46.40%	None	None	53.60%
Northeast AL Comm College			600,000		600,000	None	None	100.00%	None
Northwest-Shoals Com College	1,000,000		5,000,000	9,604,100	15,604,100	6.41%	None	32.04%	61.55%
Reid State Technical College			13,078,164		13,078,164	None	None	100.00%	None
Shelton State Comm College	10,233,085		5,567,127	34,039,291	49,839,503	20.53%	None	11.17%	68.30%
Snead State Comm College	1,800,000		27,000,000		28,800,000	6.25%	None	93.75%	None
Southern Union St Comm Coll				37,000,000	37,000,000	None	None	None	100.00%
Trenholm St Comm College			1,292,400	49,635,184	50,927,584	None	None	2.54%	97.46%
Wall St Comm College - Dothan	5,000,000	10,000,000	14,940,000		29,940,000	16.70%	33.40%	49.90%	None
Wall St Comm Coll - Hanceville*	769,000	1,700,000	47,305,400	2,000,000	51,774,400	1.49%	3.28%	91.37%	3.86%
Wall St Comm College - Selma	7,928,800				7,928,800	100.00%	None	None	None
<b>Total Comm &amp; Tech</b>	<b>43,725,885</b>	<b>11,700,000</b>	<b>212,678,166</b>	<b>241,800,433</b>	<b>509,904,484</b>	<b>8.58%</b>	<b>2.29%</b>	<b>41.71%</b>	<b>47.42%</b>
<b>TOTAL</b>	<b>604,996,481</b>	<b>71,780,000</b>	<b>368,805,606</b>	<b>1,912,101,996</b>	<b>2,957,684,083</b>	<b>20.46%</b>	<b>2.43%</b>	<b>12.47%</b>	<b>64.65%</b>

Source: Facilities Master Plan / Capital Project Request, FY 2026 - 2030.

\*Amounts shown are from 2022's report, pending submission of the Facilities Master Plan reports for FY 2025-2029 and FY 2026 - 2030.

Table 5

Summary Table  
Intermediate Capital Projects  
By Projected Funding Source  
All Public Higher Education Institutions

Institution	Intermediate Capital Projects - Year 2 (FY 2026-2027)								
	Education	ETF	Other	Other	Total	Percent	Percent	Percent	Percent
	Trust Fund	Advancement & Technology Fund	State Funding	Funds	Estimated Cost	Requested From ETF Funds	Requested From Advancement & Tech Funds	Requested From Other State Funds	Requested From Other Funds
Alabama A&M University			37,350,000	73,000,000	110,350,000	None	None	33.85%	66.15%
Alabama State University	86,860,000				86,860,000	100.00%	None	None	None
Athens State University	7,900,000	3,500,000	1,500,000		12,900,000	61.24%	27.13%	11.63%	None
Auburn University				184,650,000	184,650,000	None	None	None	100.00%
Auburn Univ Montgomery	8,400,000	8,500,000			16,900,000	49.70%	50.30%	None	None
Jacksonville State Univ	6,897,500			4,000,000	10,897,500	63.29%	None	None	36.71%
Troy University	8,725,281				8,725,281	100.00%	None	None	None
University of Alabama	601,088,590			166,429,031	767,517,621	78.32%	None	None	21.68%
Univ of Alabama at Birmingham				246,887,000	246,887,000	None	None	None	100.00%
Univ of Alabama in Huntsville	632,554,529				632,554,529	100.00%	None	None	None
University of Montevallo	2,925,000			2,900,000	5,825,000	50.21%	None	None	49.79%
University of North Alabama	8,400,000			65,000,000	73,400,000	11.44%	None	None	88.56%
University of South Alabama				43,000,000	43,000,000	None	None	None	100.00%
University of West Alabama	15,650,000	1,450,000			17,100,000	91.52%	8.48%	None	None
Dauphin Isl Sea Lab /MESC	3,000,000				3,000,000	100.00%	None	None	None
SR & Dauphin Isl Total	1,382,400,900	13,450,000	38,850,000	785,866,031	2,220,566,931	62.25%	0.61%	1.75%	35.39%
Bevill State Community College			3,650,000		3,650,000	None	None	100.00%	None
Bishop State Comm College			4,350,000	850,000	5,200,000	None	None	83.65%	16.35%
Calhoun State Comm College			72,400,000		72,400,000	None	None	100.00%	None
Central Alabama Comm College			310,000		310,000	None	None	100.00%	None
Chatt Valley Community College			14,600,000		14,600,000	None	None	100.00%	None
Coastal Alabama Comm College	450,000		1,200,000	8,200,000	9,850,000	4.57%	None	12.18%	83.25%
Drake State Com & Tech College			6,595,000	250,000	6,845,000	None	None	96.35%	3.65%
Enterprise State Comm College				7,858,274	7,858,274	None	None	None	100.00%
Gadsden State Comm College	58,574,487				58,574,487	100.00%	None	None	None
Ingram State Technical College	7,790,000				7,790,000	100.00%	None	None	None
Jefferson State Comm College	1,300,000		7,000,000		8,300,000	15.66%	None	84.34%	None
Lawson St Community College				15,441,060	15,441,060	None	None	None	100.00%
L. B. Wallace Comm College				4,850,000	4,850,000	None	None	None	100.00%
Marion Military Institute	1,300,000			2,500,000	3,800,000	34.21%	None	None	65.79%
Northeast AL Comm College			20,400,000		20,400,000	None	None	100.00%	None
Northwest-Shoals Corn College				3,280,000	3,280,000	None	None	None	100.00%
Reid State Technical College			32,990,000		32,990,000	None	None	100.00%	None
Shelton State Comm College	17,993,795		10,361,332		28,355,127	63.46%	None	36.54%	None
Snead State Comm College	900,000		8,000,000	2,500,000	11,400,000	7.89%	None	70.18%	21.93%
Southern Union St Comm Coll				21,000,000	21,000,000	None	None	None	100.00%
Trenholm St Comm College						None	None	None	None
Wall St Comm College - Dothan	4,325,000		1,400,000	400,000	6,125,000	70.61%	None	22.86%	6.53%
Wall St Comm Coll - Hanceville*		1,693,000	100,000		1,793,000	None	94.42%	5.58%	None
Wall St Comm College - Selma	36,100,000				36,100,000	100.00%	None	None	None
Total Comm & Tech	128,733,282	1,693,000	183,356,332	67,129,334	380,911,948	33.80%	0.44%	48.14%	17.62%
TOTAL	1,511,134,182	15,143,000	222,206,332	852,995,365	2,601,478,879	58.09%	0.58%	8.54%	32.79%

Source: Facilities Master Plan / Capital Project Request, FY 2026 - 2030.

\*Amounts shown are from 2022's report, pending submission of the Facilities Master Plan reports for FY 2025-2029 and FY 2026 - 2030.

Table 6

Summary Table  
Long-Term Capital Projects  
By Projected Funding Source  
All Public Higher Education Institutions

Institution	Long Term Capital Projects - Years 3-5 (FY 2027-2028 - FY 2029-2030)								
	Education Trust Fund	ETF Advancement & Technology Fund	Other State Funding	Other Funds	Total Estimated Cost	Percent Requested From ETF Funds	Percent Requested From Advancement & Tech Funds	Percent Requested From Other State Funds	Percent Requested From Other Funds
	Alabama A&M University			173,550,000		173,550,000	None	None	100.00%
Alabama State University	151,500,000				151,500,000	100.00%	None	None	None
Athens State University	1,450,000		7,500,000		8,950,000	16.20%	None	83.80%	None
Auburn University				593,500,000	593,500,000	None	None	None	100.00%
Auburn Univ Montgomery	17,800,000	17,500,000			35,300,000	50.42%	49.58%	None	None
Jacksonville State Univ	29,680,000				29,680,000	100.00%	None	None	None
Troy University	83,644,531				83,644,531	100.00%	None	None	None
University of Alabama	1,422,332,066			270,119,716	1,692,451,782	84.04%	None	None	15.96%
Univ of Alabama at Birmingham				534,907,560	534,907,560	None	None	None	100.00%
Univ of Alabama in Huntsville	105,422,982				105,422,982	100.00%	None	None	None
University of Montevallo	10,000,000	4,665,509		35,000,000	49,665,509	20.13%	9.39%	None	70.47%
University of North Alabama	95,000,000				95,000,000	100.00%	None	None	None
University of South Alabama	10,000,000		10,000,000	78,000,000	98,000,000	10.20%	None	None	79.59%
University of West Alabama	27,000,000	20,700,000			47,700,000	56.60%	43.40%	None	None
Dauphin Isl Sea Lab /MESC	15,000,000				15,000,000	100.00%	None	None	None
SR & Dauphin Isl Total	1,968,829,579	42,865,509	191,050,000	1,511,527,276	3,714,272,364	53.01%	1.15%	5.14%	40.70%
Bevill State Community College			5,800,000		5,800,000	None	None	100.00%	None
Bishop State Comm College			22,770,000		22,770,000	None	None	100.00%	None
Calhoun State Comm College			65,500,000		65,500,000	None	None	100.00%	None
Central Alabama Comm College				250,000	250,000	None	None	None	100.00%
Chatt Valley Community College			1,095,000		1,095,000	None	None	100.00%	None
Coastal Alabama Comm College	900,000		2,400,000	12,640,000	15,940,000	5.65%	None	15.06%	79.30%
Drake State Com & Tech College			31,150,000		31,150,000	None	None	100.00%	None
Enterprise State Comm College				5,978,854	5,978,854	None	None	None	100.00%
Gadsden State Comm College	14,843,772				14,843,772	100.00%	None	None	None
Ingram State Technical College						None	None	None	None
Jefferson State Comm College			35,000,000		35,000,000	None	None	100.00%	None
Lawson St Community College				1,675,000	1,675,000	None	None	None	100.00%
L. B. Wallace Comm College			2,000,000		2,000,000	None	None	100.00%	None
Marion Military Institute	6,862,000			1,000,000	7,862,000	87.28%	None	None	12.72%
Northeast AL Comm College			32,236,950		32,236,950	None	None	100.00%	None
Northwest-Shoals Com College				3,000,000	3,000,000	None	None	None	100.00%
Reid State Technical College			10,178,060		10,178,060	None	None	100.00%	None
Shelton State Comm College	4,000,000				4,000,000	100.00%	None	None	None
Snead State Comm College	12,000,000		6,750,000	1,700,000	20,450,000	58.68%	None	33.01%	8.31%
Southern Union St Comm Coll				10,000,000	10,000,000	None	None	None	100.00%
Trenholm St Comm College				11,903,200	11,903,200	None	None	None	100.00%
Wall St Comm College - Dothan	6,390,000			3,235,000	9,625,000	66.39%	None	None	33.61%
Wall St Comm Coll - Hanceville*		2,900,000	24,080,000		26,980,000	None	10.75%	89.25%	None
Wall St Comm College - Selma	24,000,000				24,000,000	100.00%	None	None	None
Total Comm & Tech	68,995,772	2,900,000	238,960,010	51,382,054	362,237,836	19.05%	0.80%	65.97%	14.18%
TOTAL	2,037,825,351	45,765,509	430,010,010	1,562,909,330	4,076,510,200	49.99%	1.12%	10.55%	38.34%

Source: Facilities Master Plan / Capital Project Request, FY 2026 - 2030.

\*Amounts shown are from 2022's report, pending submission of the Facilities Master Plan reports for FY 2025-2029 and FY 2026 - 2030.

**Table 7a**  
**Report on Revenue Bonds Issued by Alabama Public Four-Year Universities**

Institution	Total Original Value	Total Amount Outstanding 9/30/2024	Total Amount of Principal Debt Service 9/30/2024	Total Amount of Interest Debt Service 9/30/2024	Total Amount of Debt Service 9/30/2024	Sources of Payment
Alabama A&M University	70,000,000	63,577,800	0	1,858,728	1,858,728	Various pledged revenues, which includes but is not limited to proceeds from tuition, fees, and auxiliary operations
Alabama State University	75,805,000	37,935,000	3,725,000	1,994,722	5,719,722	Tuition and Fee Revenue
Athens State University	10,595,000	4,718,000	1,500,000	98,860	1,598,860	Tuition & Fees
Auburn University	1,200,907,000	957,371,000	75,699,000	35,440,822	111,139,822	General Fund, Student Fees, Housing & Dining Revenue, Athletic Revenue
Auburn Univ Montgomery	Reported with Auburn University					
Jacksonville State University	98,660,000	82,130,000	2,825,000	3,419,360	6,244,360	Housing
Troy University	182,155,000	127,295,000	8,825,000	6,148,161	14,973,161	General Student Fees
University of Alabama	1,348,915,000	989,680,000	41,360,000	35,112,581	76,472,581	Tuition, Housing, Athletics, Parking, Food Service, Fraternities
Univ of Alabama at Birmingham (Doe	925,435,000	670,780,000	25,595,000	22,441,447	48,036,447	E&G & Auxiliary
Univ of Alabama in Huntsville	146,925,000	119,658,000	5,942,000	4,787,907	10,729,907	Housing Fees & Student Tuition/Fees
University of Montevallo	49,910,000	43,980,000	1,150,000	1,790,866	2,940,866	Pledged Revenues
University of North Alabama	163,405,000	107,910,000	3,455,000	3,837,193	7,292,193	Housing Revenues & Tuition/Fees
University of South Alabama	766,418,000	460,273,183	206,946,852	17,572,146	224,518,998	Tuition & Fee revenues, portion of revenues USA Children's & Women's Hospital, gross revenues from Auxiliary Enterprises
University of West Alabama	55,340,000	44,475,000	1,725,000	1,963,385	3,688,385	General Fees & Capitalized Interest
Dauphin Isl Sea Lab /MESC	2,000,000	245,000	245,000	4,497	249,497	Prog. Service Revenue
SR & Dauphin Isl Total	5,096,470,000	3,710,027,983	378,992,852	136,470,674	515,463,526	



**Table 7b**  
**Report on Revenue Bonds Issued by Alabama Public Two-Year Colleges**

Institution	Total Original Value	Total Amount Outstanding 9/30/2024	Total Amount of Principal Debt Service 9/30/2024	Total Amount of Interest Debt Service 9/30/2024	Total Amount of Debt Service 9/30/2024	Sources of Payment
Bevill State Community College	11,380,000	9,280,000	445,000	370,184	815,184	Tuition & Fees
Bishop State Comm College	22,222,000	19,154,673	667,164	234,164	901,328	Plant Funds
Calhoun State Comm College	78,620,000	46,692,000	2,676,000	868,030	3,544,030	Tuition & Fees
Central Alabama Comm College	5,485,000	4,935,000	280,000	153,163	433,163	Tuition Revenue
Chatt Valley Comm. College	5,855,000	5,855,000	0	166,906	166,906	Tuition & Fees
Coastal Alabama Comm College	18,823,000	9,430,000	1,305,000	432,803	1,737,803	Building Fee
Drake State Com & Tech College	6,165,000	6,050,000	115,000	198,180	313,180	
Enterprise State Comm College	25,695,000	25,105,000	405,000	1,091,643	1,496,643	Building Fee
Gadsden State Comm College	50,799,000	40,011,000	1,665,000	1,539,477	3,204,477	Building Fee, Tuition, & Local Government Contribution
Ingram State Technical College	-	-	-	-	-	
Jefferson State Comm College	19,240,000	10,310,000	2,349,000	435,048	2,784,048	Tuition & Fees
Lawson St Community College	2,670,000	2,670,000	345,000	92,250	437,250	Tuition and Fees, Room Charges, Dept. of Ed
L. B. Wallace Comm College	9,370,000	8,815,000	290,000	77,756	367,756	Tuition & Fees
Marion Military Institute	-	-	-	-	-	
Northeast AL Comm College	7,860,000	7,860,000	0	231,000	231,000	Tuition & Fees
Northwest-Shoals Comm College	18,735,000	14,827,673	427,949	586,995	1,014,943	Tuition & Fees
Reid State Technical College	0	0	0	0	0	
Shelton State Comm College	17,200,000	17,200,000	-	-	-	
Snead State Comm College	15,770,000	12,140,000	399,000	416,169	815,169	Tuition
Southern Union St Comm Coll	32,620,000	18,315,000	1,950,000	713,575	2,663,575	Tuition & Fees
Trenholm St Comm College	10,810,000	10,175,000	220,000	127,583	347,583	Tuition and Special Building Fees
Wall St Comm College - Dothan	10,031,000	4,466,000	681,000	131,763	812,763	Tuition & Fees & Special Building Fee
Wall St Comm Coll - Hanceville*	26,935,000	26,125,000	405,000	819,631	1,224,631	Tuition & Fees & Building Fees
Wall St Comm College - Selma	-	-	-	-	-	
Total Comm & Tech	396,285,000	299,416,346	14,625,113	8,686,319	23,311,431	
TOTAL	5,492,755,000	4,009,444,329	393,617,965	145,156,993	538,774,957	

Source: Facilities Master Plan / Capital Project Request, FY 2026 - 2030.

\*Amounts shown are from 2022's report, pending submission of the Facilities Master Plan reports for FY 2025-2029 and FY 2026 - 2030.